




# Task Order 24

## Warrenton Administrative Building

### Comprehensive Interior Design (CID) Package

#### Volume One: Structural Interior Design

Issue For Bid  
April 26, 2022



National ATC Facilities and Engineering Services for  
Terminal Facilities Execution Team  
Contract: 697DCK-19-D-0002

**Jacobs**

Challenging today.  
Reinventing tomorrow.



## **100% Comprehensive Interior Design Package**

Volume One: Structural Interior Design (SID)

### Table of Contents

1. Structural Interior Design Narrative
2. Finish Material Legend & Room Finish Schedules
3. Interior Finish Plans, Elevations & Details
4. SID Selections & Samples
5. Interior Signage Plans & Details

**For additional information or questions please contact the Designer of Record:**

Kimberly Miller, CID, IIDA, NCIDQ

Jacobs

1100 N. Glebe Road, Suite 500

Arlington, Virginia 22201

Phone: (571) 218-1525

Kimberly.Miller@jacobs.com



## 1. Structural Interior Design Narrative

A Comprehensive Interior Design (CID) package is provided as part of the project deliverables. The CID package is comprised of two parts, the Structural Interior Design (SID), and Furniture, Fixtures and Equipment (FF&E). The SID Package includes interior building finishes for floors, walls, ceilings, millwork, window coverings, and interior signage as described below. The FF&E Package includes furniture, fixtures, and equipment specific to the project and user requirements. The FF&E finishes will be coordinated with and complement the interior finishes to provide a cohesive and aesthetically pleasing interior environment.

The following is a description of new interior finishes by space:

- The main corridor is to receive poured terrazzo flooring and base throughout, paint and a combination of acoustical gypsum board ceiling, acoustical panel ceiling (APC) and acoustical wood planks.
- The communicating stairs are to receive terrazzo treads and risers, wood clad steps for seating, felt acoustical wall panels with paint above, and a glass handrail.
- Restrooms are to receive new porcelain floor and wall tile, with wall tile extending to the ceiling on wet walls and to 72" above the finished floor (AFF) on all other walls, new gypsum ceilings with moisture resistant paint, solid surface counters with 4" high backsplashes, full width mirror, and stainless steel floor-mounted, overhead-braced toilet partitions. A decorative wall tile will also be incorporated.
- Open office areas, private offices, and conference rooms are to receive new carpet tile, rubber wall base, and paint. Conference rooms are to receive felt acoustical wall panels on feature or AV walls and floor to ceiling, wall to wall glass markerboards. Conference rooms will receive large format APC, while private offices will receive 24"x24" APC, and open office areas will have a combination of painted exposed ceilings and acoustical ceiling baffles varying in size.
- A contrasting color carpet pattern will be included in the open office areas and office corridors to serve as a design element to assist the visually impaired by creating a pattern that can be followed throughout the administrative space circulation path.
- Break rooms are to receive Luxury Vinyl Tile (LVT) flooring with rubber wall base, paint, and APC. Millwork to be plastic laminate clad with solid surface counters and backsplash extending from the counters to the underside of the upper cabinets.
- Support millwork for printer areas to be plastic laminate clad with solid surface counters and a 4"H solid surface backsplash.
- Utility rooms are to receive sealed concrete, rubber wall base, paint, and painted exposed ceilings. The janitor closet will receive FRP wall panels on wet walls with paint above.
- Windows are to receive manual roller shade window coverings to control daylight at workstations.
- Elevator to receive new floor, wall, and ceiling finishes.



## **2. Finish Material Legend & Room Finish Schedules**



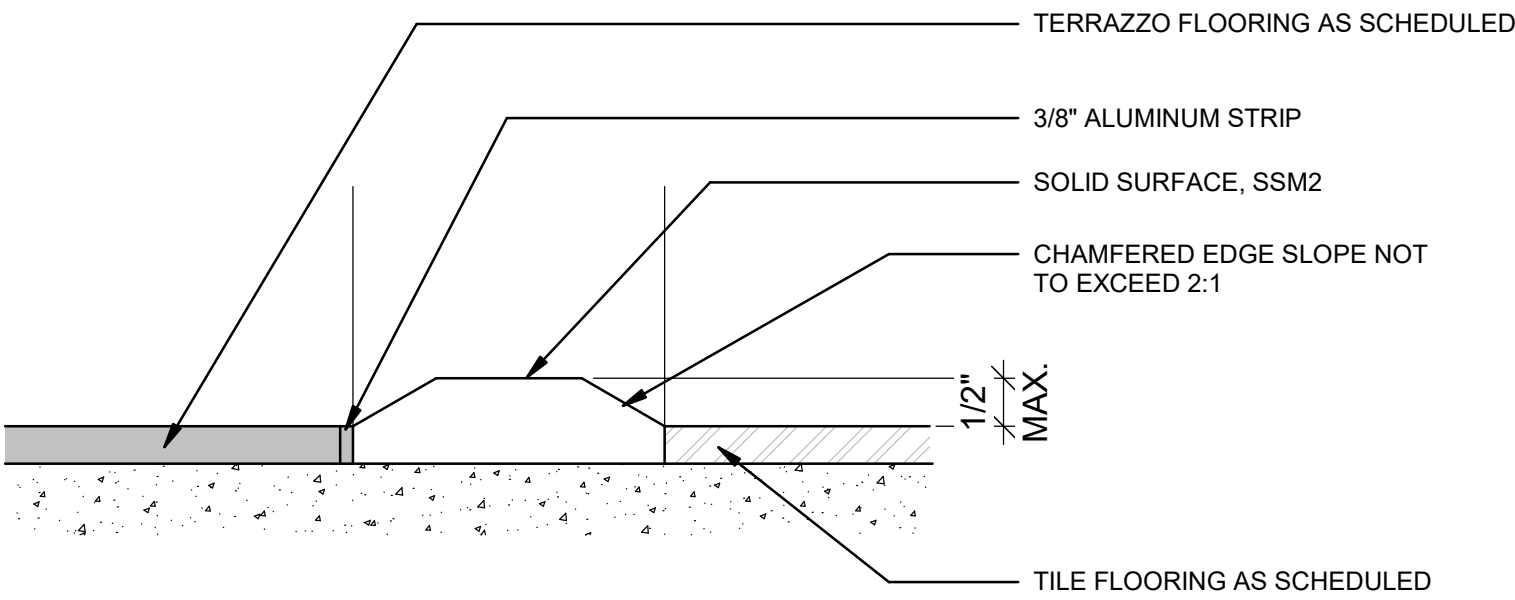
INTERIOR MATERIALS FINISH SCHEDULE							
CODE	SURFACE	MATERIAL	MANUFACTURER	MODEL/STYLE	COLOR	SIZE	REMARKS
ABC1	CEILING	ACOUSTICAL BAFFLE CEILING	ARMSTRONG	SOUNDSCAPES BLADES	WHITE	10" X 46" X 2"	
ABC2	CEILING	ACOUSTICAL BAFFLE CEILING	ARMSTRONG	SOUNDSCAPES BLADES	WHITE	10" X 94" X 2"	
APC1	CEILING	ACOUSTICAL PANEL CEILING	ARMSTRONG	OPTIMA TEGULAR	WHITE	24" X 24"	
APC2	CEILING	ACOUSTICAL PANEL CEILING	ARMSTRONG	OPTIMA TEGULAR	WHITE	48" X 48"	
APC3	CEILING	ACOUSTICAL PANEL CEILING	ARMSTRONG	SOUNDSCAPE SHAPES	WHITE	48" X 48"	
APC4	CEILING, WALL	ACOUSTICAL PANEL CEILING	ARMSTRONG	ACOUSTIBUILT	NO FINISH, FIELD PAINTABLE	24" X 48"	
APC5	CEILING	ACOUSTICAL PANEL CEILING	ARMSTRONG	INVISACOUSTICS	NO FINISH, FIELD PAINTABLE	24" X 48"	
AWP1	WALL	ACOUSTICAL WALL PANEL	ACUOFELT	FRACTURE, INTERSECT	COLOR TO MATCH SW 7030 ANEW GRAY	48" X 110"	1/2" THICK
AWP2	WALL	ACOUSTICAL WALL PANEL	ACUOFELT	FRACTURE, INTERSECT	COLOR TO MATCH SW 7028 INCREDIBLE WHITE	48" x 110"	1/2" THICK
CPT1	FLOOR	CARPET TILE	BENTLEY MILLS	80F240AA0T OFF THE CHAIN	NEEDLE, 800121	18" X 36"	ASHLAR INSTALLATION, REFER TO FINISH PLANS FOR DIRECTION OF PATTERN
CPT2	FLOOR	CARPET TILE	BENTLEY MILLS	8BC200AA0T BACKSTAGE	STAGE DOOR, 802108	18" X 36"	MONOLITHIC INSTALLATION, REFER TO FINISH PLANS FOR DIRECTION OF PATTERN
CPT3	FLOOR	CARPET TILE	BENTLEY MILLS	4SET409A0X SHAPESHIFTER	TRANSMITTER,400024	9" X 36"	BRICK INSTALLATION, REFER TO FINISH PLANS FOR DIRECTION OF PATTERN
FRP1	WALL	FIBERGLASS REINFORCED PANEL	MARLITE	STANDARD RFP, PEBBLED SURFACE	P-151 LIGHT GRAY	48" X 96" X 3/32"	
GF1	WALL	GLAZING FILM	3M	FASARA GLASS FINISHES	SLAT (SH2FGSL)	10"H	REFER TO G4/A521 FOR PLACEMENT
GL4	WALL	GLASS	MCGRORY GLASS	JACO-137	CLEAR/FROSTED	-	
GL5	WALL	GLASS	MCGRORY GLASS	JACO-132	COLOR TO MATCH SW 7004 SNOWBOUND	-	
GT1	FLOOR	GROUT	MAPEI	UNSANDED	02 PEWTER	-	TO BE USED ON WALLS, USE MANUFACTURER'S RECOMMENDED JOINT SIZE
GT2	WALL	GROUT	MAPEI	SANDED	02 PEWTER	-	TO BE USED ON FLOORS, USE MANUFACTURER'S RECOMMENDED JOINT SIZE
LVT1	FLOOR	LUXURY VINYL TILE	INTERFACE	BRUSHED LINES A016	A01611 MOUSSE	25CM X 100CM	MONOLITHIC INSTALLATION UNLESS NOTED OTHERWISE, REFER TO FINISH PLANS
MB1	MARKER BOARD	BACK PAINTED GLASS MARKER BOARD	CLARUS	WALL2WALL	CBC-107	-	REFER TO ELEVATIONS FOR OVERALL HEIGHT AND WIDTH
MPC1	CEILING	METAL PAN CEILING	FORMS + SURFACES	STAINLESS STEEL	SANDSTONE	-	ELEVATOR CEILING
OP1	WALL	OPERABLE PARTITION	MAHARAM	UPHOLSTERED WALLS	SPIRAL 901882, 002 BIRCH	-	
PC1	CEILING	PRIVACY CURTAIN	CARNEGIE	PRIVACY DRAPERY	RIVER 4684 32	-	MOTHER'S ROOM PRIVACY CURTAIN
PCT1	FLOOR, WALL	PORCELAIN TILE	ATLAS CONCORDE USA	COVE	COAST, MATTE	12"x24"	FLOOR INSTALLATION TO BE HERRINGBONE, WALL INSTALLATION TO BE MONOLITHIC
PL1	MILLWORK	PLASTIC LAMINATE	FORMICA	HIGH PRESSURE LAMINATE	GRAYSTONE 464-90, GLOSS FINISH	-	
PL2	MILLWORK	PLASTIC LAMINATE	WILSONART	HIGH PRESSURE LAMINATE	FAWN CYPRESS	-	
PT1	WALL	PAINT	SHERWIN WILLIAMS	PROMAR 200 ZERO VOC INTERIOR LATEX, EGGSHELL	SNOWBOUND SW 7004	-	
PT2	WALL	PAINT	SHERWIN WILLIAMS	PROMAR 200 ZERO VOC INTERIOR LATEX, EGGSHELL	ANEW GRAY SW 7030	-	
PT3	WALL	PAINT	SHERWIN WILLIAMS	PROMAR 200 ZERO VOC INTERIOR LATEX, EGGSHELL	AGREEABLE GRAY SW7029	-	
PT4	DOOR, FRAME	PAINT	SHERWIN WILLIAMS	PROMAR 200 ZERO VOC INTERIOR LATEX, SEMI-GLOSS	SNOWBOUND SW 7004	-	HOLLOW METAL DOOR/FRAME
PT5	CEILING	PAINT	SHERWIN WILLIAMS	PROMAR 200 ZERO VOC INTERIOR LATEX, FLAT	HIGH REFLECTIVE WHITE SW 7757	-	GWB CEILINGS, EXPOSED CONFERENCE AND UTILITY ROOM CEILINGS
PT6	CEILING	PAINT	SHERWIN WILLIAMS	PROMAR 200 ZERO VOC INTERIOR LATEX, FLAT	PORPOISE SW 7047	-	OPEN OFFICE EXPOSED CEILINGS ABOVE ABC1 AND ABC2
PWT1	WALL	PORCELAIN WALL TILE	ATLAS CONCORDE USA	COVE, DART MOSAIC	COAST	11-3/4" X 11-3/4"	
RB1	WALL	RUBBER WALL BASE	ROPPE	VINYL WALL BASE	129 DOLPHIN	4"H	
RFG1	FLOOR	RECESSED FLOOR GRILLE	MATS INC.	METROSTEEL GRATE	STEEL	-	
SC1	FLOOR	SEALED CONCRETE	LATICRETE INTERNATIONAL, INC.	DRESS & SEAL WB	CLEAR, MEDIUM GLOSS	-	WATER BASED
SSM1	COUNTERS, SILLS	SOLID SURFACE MATERIAL	CORIAN	QUARTZ	CLOUD WHITE	-	
SSM2	COUNTERS	SOLID SURFACE MATERIAL	CORIAN	QUARTZ	VALENTE PEARL	-	
TP1	WALL	TOILET PARTITION	BRADLEY CORP	STAINLESS STEEL PARTITIONS	BRUSHED STAINLESS STEEL	-	
TS1	FLOOR	TRANSITION STRIP	ROPPE	#43 CUSTOM CARPET EDGING 1/4"	129 DOLPHIN	-	CARPET TO SEALED CONCRETE
TS2	FLOOR	TRANSITION STRIP	SCHLUTER	RENO-TK REDUCER 1/4"	STAIN ANODIZED ALUMINUM	-	CARPET TO LVT
TZ1	FLOOR	TERRAZZO	TERRAZZO & MARBLE SUPPLY COMPANY	THINSET EPOXY TERRAZZO	TM#21-3007	-	
TZB1	WALL	TERRAZZO BASE	TERRAZZO & MARBLE SUPPLY COMPANY	THINSET PRECAST EPOXY TERRAZZO	TM#21-3007	-	
TZS1	FLOOR	TERRAZZO TREADS AND RISERS	TERRAZZO & MARBLE SUPPLY COMPANY	THINSET PRECAST EPOXY TERRAZZO	TM#21-3007	-	
WD1	DOOR	WOOD DOOR	MASONITE ARCHITECTURAL	ASPIRO SERIES	NATURAL BIRCH, CANE	-	ROTARY CUT
WP1	WALL	WALL PANEL	FORMS + SURFACES	VIVICHROME CHROMIS REFLECT	WHITE	-	ELEVATOR CAB
WP2	WALL	WALL PANEL	FORMS + SURFACES	STAINLESS STEEL	SATIN	-	ELEVATOR CAB
WT1	WINDOW	WINDOW TREATMENT	MECHOSYSTEMS	EUROTWILL 6000 SERIES (3% OPEN)	6018 STONE	-	
WTR1	FLOOR	WOOD TREADS AND RISERS	ANTHOLOGY WOODS	SOLID FLOORING	LEFT COAST WHITE OAK, LOW VOC-POLY	3/4" THICK	FACTORY APPLIED FLAME RETARDANT COATING REQUIRED
WWC1	CEILING, WALL	WOOD WALL CLADDING	ANTHOLOGY WOODS	HARDWOOD CLADDING, THINCLAD	LEFT COAST WHITE OAK, LOW VOC-POLY	4"H, 3/8" THICK	
WWP1	CEILING, WALL	WOOD WALL PLANK	CERTAINTEED ARCHITECTURAL	DECOUSTICS RONDOLO PLANK	WHITE OAK, CLEAR LACQUER	7-9/16" X 96"	

GENERAL SHEET NOTES

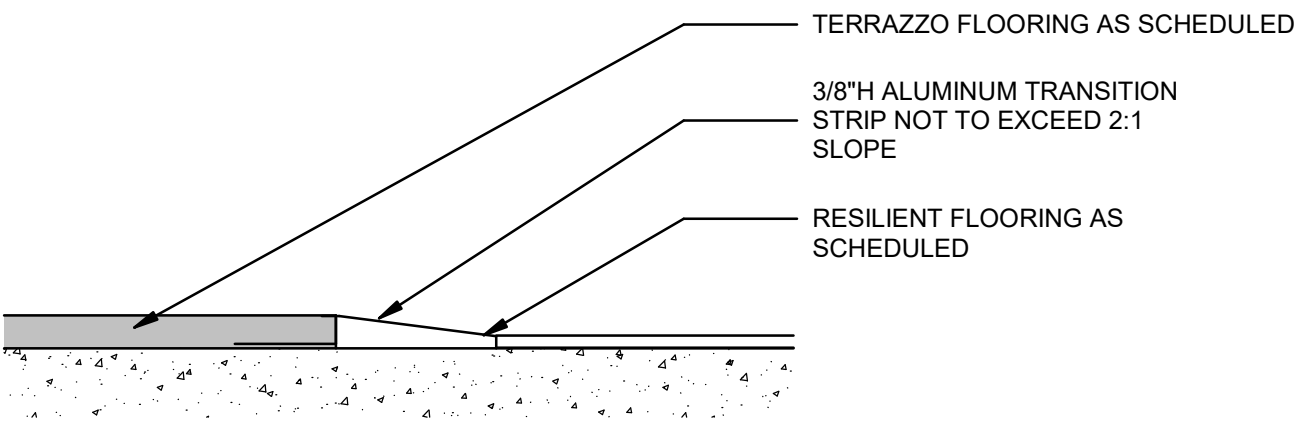
- A. MANUFACTURER'S COLORS AND PATTERNS ARE INTENDED FOR REFERENCE ONLY. WHERE PRODUCT OR COLOR IS SHOWN AS BEING SPECIFIC TO ONE MANUFACTURER, AN EQUIVALENT PRODUCT OR COLOR BY ANOTHER MANUFACTURER MAY BE SUBSTITUTED FOR APPROVAL. MANUFACTURERS, MATERIALS, AND PRODUCTS SPECIFIED ARE NOT INTENDED TO LIMIT THE SELECTION OF EQUAL PRODUCTS OR COLORS FROM OTHER MANUFACTURERS.
- B. FIELD VERIFY DIMENSIONS; MODIFY LAYOUT AS REQUIRED TO ACCOMMODATE FIELD CONDITIONS TO ACHIEVE DESCRIBED PATTERN AND DESIGN INTENT.
- C. REFER TO FINISH PLANS FOR FLOOR MATERIALS AND FINISH LOCATIONS.
- D. TRANSITION STRIPS TO BE CENTERED UNDER DOOR AND INSTALLED PER MANUFACTURER'S INSTRUCTION.
- E. UNLESS OTHERWISE NOTED, WHERE ADJOINING ROOMS HAVE DIFFERENT TYPES AND/OR THICKNESS OF FLOOR, INSTALL METAL EDGE PROTECTIVE STRIP AND TAPER FLOOR TO A REDUCTION IN THICKNESS FROM 1/2 TO 1/4 INCH ACROSS NOMINAL 4 INCH DIMENSION TO ENSURE A SMOOTH AND LEVEL TRANSITION BETWEEN FLOOR SURFACES. TRANSITIONS MUST BE IN ACCORDANCE WITH ANSI, ADA, AND ABA STANDARDS.
- F. CONCEALED SPRINKLER COVER PLATES TO BE WHITE UNLESS NOTED OTHERWISE. SUBMIT SAMPLES OF WHITE OPTIONS FOR COVER PLATES TO THE INTERIOR DESIGNER OF RECORD.
- G. SOME MATERIALS AND/OR FINISHES MAY NOT APPEAR ON THIS SHEET.

ABBREVIATIONS

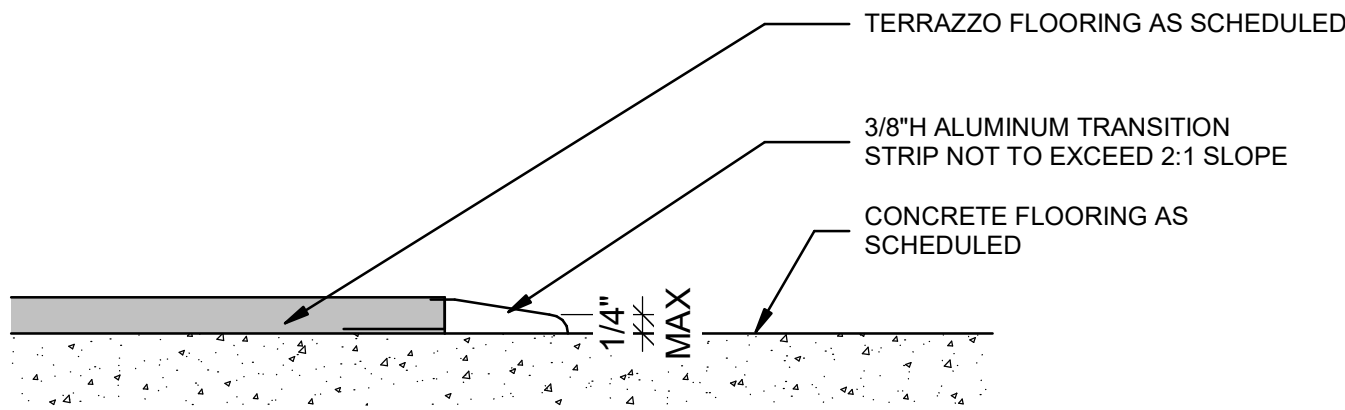
ABC	ACOUSTICAL BAFFLE CEILING	PWT	PORCELAIN WALL TILE
APC	ACOUSTICAL PANEL CEILING	RB	RUBBER WALL BASE
AWP	ACOUSTICAL WALL PANEL	RFG	RECESSED FLOOR GRILLE
CPT	CARPET TILE	SC	SEALED CONCRETE
EX	EXISTING	SSM	SOLID SURFACE MATERIAL
FRP	FIBERGLASS REINFORCED PANEL	TP	TOILET PARTITION
GF	GLAZING FILM	TS	TRANSITION STRIP
GL	GLASS	TZ	TERRAZZO
GT	GROUT	TZB	TERRAZZO TILE BASE
LVT	LUXURY VINYL TILE	TZS	TERRAZZO TREADS AND RISERS
MB	MARKER BOARD	WD	WOOD DOOR
MPC	METAL PAN CEILING	WP	WALL PANEL
OP	OPERABLE PARTITION	WT	WINDOW TREATMENT
PC	PRIVACY CURTAIN	WTR	WOOD TREADS AND RISERS
PCT	PORCELAIN CERAMIC TILE	WWC	WOOD WALL CLADDING
PL	PLASTIC LAMINATE	WWP	WOOD WALL PLANK
PT	PAINT		



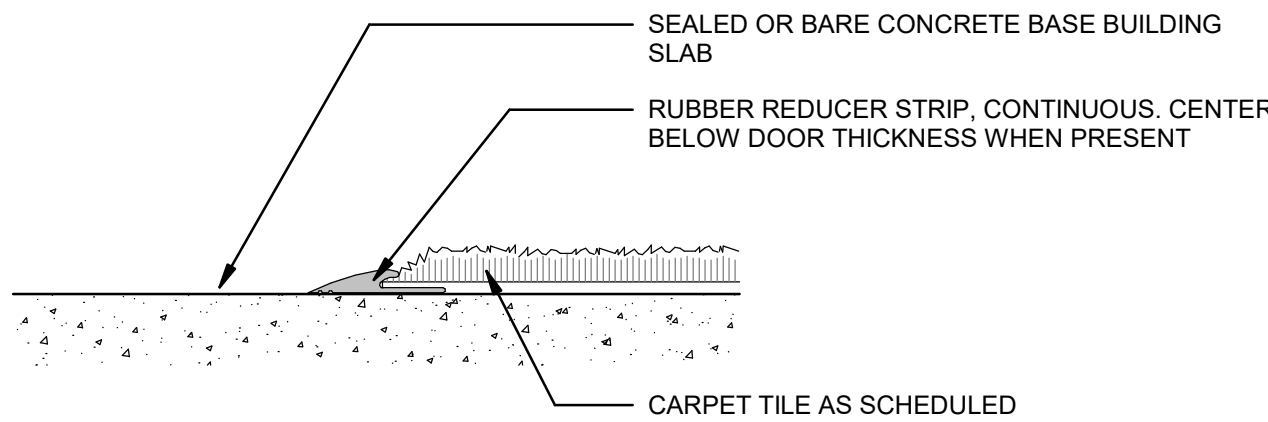
C8 TERRAZZO TO PORCELAIN TILE  
A530 6" = 1'-0"



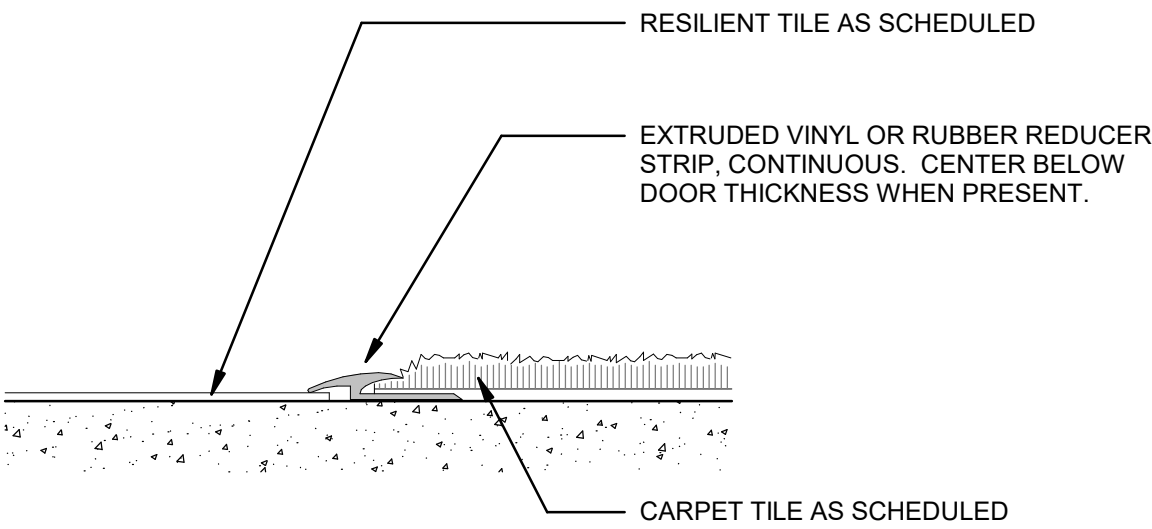
C6 TERRAZZO TO RESILIENT FLOORING  
A530 6" = 1'-0"



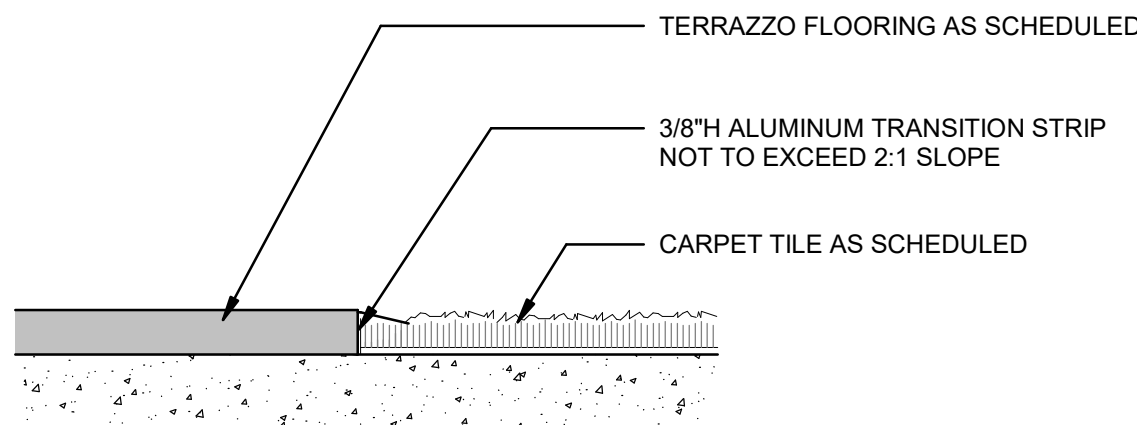
C5 TERRAZZO TO SEALED CONCRETE  
A530 6" = 1'-0"



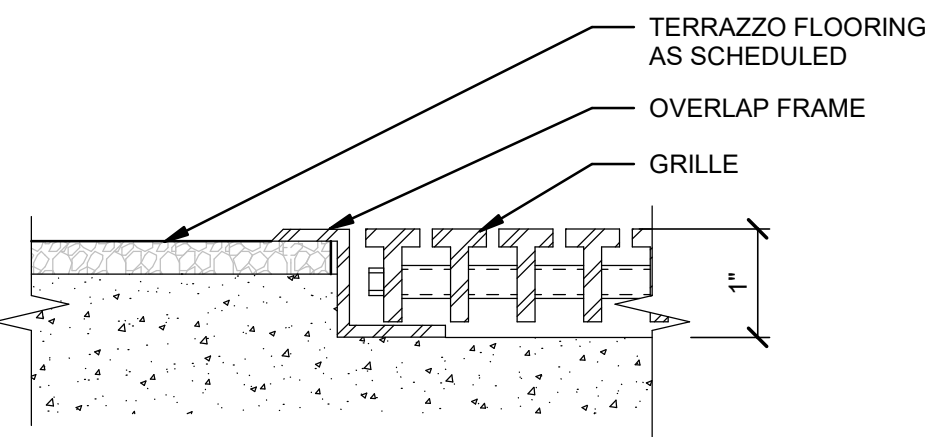
C2 SEALED CONCRETE TO CARPET  
A530 6" = 1'-0"



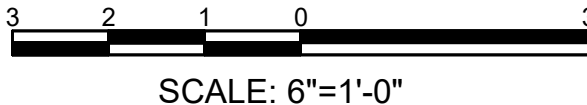
A8 RESILIENT FLOORING TO CARPET  
A530 6" = 1'-0"



A6 TERRAZZO TO CARPET  
A530 6" = 1'-0"



A5 WALK OF GRATE DETAIL  
A530 6" = 1'-0"



FOR OFFICIAL USE ONLY  
PUBLIC AVAILABILITY TO BE DETERMINED UNDER 5 USC 552

JACOBS 1100 N GLEBE RD. SUITE 500 ARLINGTON, VA 22201		REV.	APPROVED DATE	DESCRIPTION	JCN	REDLINE DATE	AP/D
<b>Jacobs</b>		DEPARTMENT OF TRANSPORTATION FEDERAL AVIATION ADMINISTRATION EASTERN SERVICE AREA ATLANTA, GA WARRENTON ADMINISTRATIVE BUILDING					
		INTERIOR FINISH SCHEDULE					
		WARRENTON DCCA ADM VA					
		REVIEWED BY	SUBMITTED BY	APPROVED BY			
DCCA ADM WARRENTON, VA		SUBMITTER'S TITLE			APPROVER'S TITLE		
		DESIGNED BY	K. MILLER	ISSUED BY	DATE	03/11/2022	JCN: 21001763
		DRAWN BY	K. MILLER	ENGINEERING SERVICES TERMINAL	DRAWING NO.	DCCA - D - ADM - A530	
		CHECKED BY	K. CHARBONEAU				REV.



8				7				6				5				4				3				2				1			
FIRST FLOOR ROOM FINISH SCHEDULE																SECOND FLOOR ROOM FINISH SCHEDULE															
ROOM NUMBER	ROOM NAME	FLOOR FINISH	BASE FINISH	WALLS				CEILING FINISH	NOTES	ROOM NUMBER	ROOM NAME	FLOOR FINISH	BASE FINISH	WALLS				CEILING FINISH	NOTES												
				NORTH	EAST	SOUTH	WEST							NORTH	EAST	SOUTH	WEST														
100	LOBBY / GATHERING	TZ1	TZB1	-	PT1	PT1, AWP2	PT1	APC4, PT5		200	CONFERENCE ROOM	CPT2	RB1	PT1	AWP1, PT1	PT1	AWP1, PT1	APC3, PT5													
100A	CORRIDOR	TZ1	TZB1	-	PT1	PT1	PT1	APC1, PT5, WWP1		200A	CORRIDOR	TZ1	TZB1	-	PT1	-	PT1	APC1, PT5													
102	VESTIBULE	TZ1, RFG1	TZB1	PT1	PT1, AWP2	-	PT1, AWP2	APC4, PT5		201	VENDING	TZ1	TZB1	PT1	PT1	PT1	PT1	APC1													
104	ELEV MACH	EX	EX	EX	EX	EX	EX	EX		202	STORAGE	LVT1	RB1	PT1	PT1	PT1	PT1	APC1													
105	FURNITURE STORAGE	SC1	RB1	PT1	PT1	PT1	PT1	APC1		203	CONFERENCE ROOM	CPT2	RB1	PT1, MB1	PT1	PT1	AWP1	APC3, PT5													
106	STORAGE	SC1	RB1	PT1	PT1	PT1	PT1	APC1		205	WOMEN'S TOILET	PCT1	PCT1	PCT1, PWT1, PT3	PCT1, PT3	PCT1, PT3	PCT1, PT3	PT5													
110	OPEN OFFICE	CPT1, LVT1	RB1	PT1	PT1	PT1	PT1	ABC1, ABC2, PT5, PT6		206	MEN'S TOILET	PCT1	PCT1	PCT1, PT3	PCT1, PT3	PCT1, PWT1, PT3	PCT1, PT3	PT5													
110A	CORRIDOR	CPT1, CPT3, LVT1, WWC1	RB1	-	PT1	PT1, WWC1	-	ABC1, ABC2, PT5, PT6		207	BREAK RM	LVT1	RB1	PT1	PT1	PT1, SSM1	APC1, PT5														
111	OPEN OFFICE	CPT1, CPT3	RB1	PT1	PT1	PT1	-	ABC1, ABC2, PT6		210	OPEN OFFICE	CPT1	RB1, TZB1	PT1	WWP1, PT1, GF1	PT1	ABC1, ABC2, PT6														
112	SEATING AREA	CPT1, CPT3	RB1	PT1	-	PT1	PT1	ABC1, ABC2, PT6		210A	CORRIDOR	CPT1, CPT3	RB1	-	GF1	PT1	ABC1, ABC2, PT6														
120	OPEN OFFICE	CPT1	RB1	-	PT1	PT1	PT1	ABC1, ABC2, PT5, PT6		211	OPEN OFFICE	CPT1, CPT3	RB1, TZB1	PT1	PT1	WWP1, PT1	ABC1, ABC2, PT5, PT6														
120A	CORRIDOR	CPT1, CPT3, TZ1	RB1, TZB1	PT1	-	-	-	ABC1, ABC2, APC1, PT5, PT6		212	PRINT/COPY	LVT1	RB1	-	PT1	PT1	PT5														
120B	CORRIDOR	CPT1, CPT3, TZ1	RB1, TZB1	PT1	-	-	-	ABC1, ABC2, APC1, PT5, PT6		214	STOR	CPT2	RB1	PT1	PT1	PT1	PT5														
121	OPEN OFFICE	CPT1	RB1	-	PT1	PT1	PT1, AWP1	ABC1, ABC2, PT5, PT6		215	STOR	CPT2	RB1	PT1	PT1	PT1	PT5														
122	WORK ROOM	CPT2	RB1	PT1	PT1	PT1	PT1	APC1		220	HUDDLE	CPT2	RB1	MB1	PT1	PT1	APC1														
123	PRINT/COPY	LVT1	RB1	PT1	-	PT1	PT1	PT5		220A	CORRIDOR	CPT1, CPT3	RB1	-	PT1	-	APC1														
124	JC	SC1	RB1	FRP1, PT1	PT1	PT1	FRP1, PT1	PT5		221	ELEC	SC1	RB1	PT1	PT1	PT1	PT5														
125	BREAK OUT	CPT2	RB1	AWP1	PT1	-	PT1	APC1		223	LAN/IT ROOM	SC1	RB1	PT1	PT1	PT1	PT5														
130	VESTIBULE	TZ1, RFG1	TZB1	PT1	PT1	PT1	PT1	PT5		224	OFFICE	CPT2, CPT3	RB1	-	PT1	PT1	APC1														
131	SPRINKLER ROOM	EX	EX	EX	EX	EX	EX	EX		225	OFFICE	CPT2, CPT3	RB1	PT1	PT1	PT1	APC1														
132	ELEC/TEL	EX	EX	EX	EX	EX	EX	EX		226	OFFICE	CPT2, CPT3	RB1	PT1	PT1	PT1	APC1														
133	RECEIVING/MAIL ROOM	LVT1	RB1	PT1	PT1	PT1	PT1	APC1		227	OFFICE	CPT2, CPT3	RB1	PT1	PT1	PT1	APC1														
134	STORAGE	LVT1	RB1	PT1	PT1	PT1	PT1	APC1		229	BREAKOUT	CPT2	RB1	AWP1	PT1	-	APC1														
140	OFFICE	CPT2	RB1	PT1	PT1	PT1	PT1	APC1		230	OPEN OFFICE	CPT1	RB1	-	PT1	PT1	ABC1, ABC2, PT6														
140A	CORRIDOR	CPT1, CPT3	RB1	-	PT1	-	PT1	APC1		230A	CORRIDOR	CPT1, CPT3	RB1	PT1	-	-	ABC1, ABC2, PT6														
141	FURNITURE STORAGE	LVT1	RB1	PT1	PT1	PT1	PT1	APC1		231	STORAGE	LVT1	RB1	PT1	PT1	PT1	PT5														
142	ELEC	SC1	RB1	PT1	PT1	PT1	PT1	PT5		232	OFFICE	CPT2, CPT3	RB1	PT1	PT1	PT1	APC1														
143	TELECOM	SC1	RB1	PT1	PT1	PT1	PT1	PT5		233	OFFICE	CPT2, CPT3	RB1	PT1	PT1	-	APC1														
144	CONFERENCE ROOM	CPT2, CPT3	RB1	PT1	AWP1	MB1	PT1	APC3, PT5		234	OFFICE	CPT2, CPT3	RB1	PT1	PT1	PT1	APC1														
145	FOCUS	CPT2	RB1	AWP1	PT1	AWP1	PT1	APC1		235	OFFICE	CPT2, CPT3	RB1	PT1	PT1	PT1	APC1														
150	CONFERENCE PRE-FUNCTION	TZ1	TZB1	PT1, WWC1, SSM1, AWP1	PT1	PT1, WWC1, AWP1	PT1	WWC1, PT5		236	OFFICE	CPT2, CPT3	RB1	PT1	PT1	PT1	APC1														
151	CONFERENCE ROOM	CPT2	RB1	PT1, AWP1	PT1, MB1	OP1	PT1	APC2, PT5		237	OFFICE	CPT2, CPT3	RB1	PT1	PT1	PT1	APC1														
152	CONFERENCE ROOM	CPT2	RB1	OP1	PT1, MB1	PT1, AWP1	PT1	APC2, PT5		238	STOR	CPT1	RB1	PT1	PT1	PT1	PT5														
152A	CLOSET	CPT2	RB1	PT1	PT1	PT1	PT1	PT5		239	STOR	CPT1	RB1	PT1	PT1	PT1	PT5														
153	CONFERENCE ROOM	CPT2	RB1	MB1	PT1	PT1	AWP1	APC3, PT5		240	OFFICE	CPT2, CPT3	RB1	PT1	PT1	PT1	APC1														
154	CONFERENCE ROOM	CPT2	RB1	MB1	PT1	PT1	AWP1	APC3, PT5		240A	CONVENIENCE STAIR A	TZS1, WTR1	TZB1	-	-	PT1, AWP2	-														
155	MOTHER'S ROOM	LVT1	RB1	PT2	PT2	PT2	PT2	PT5		240B	CONVENIENCE STAIR B	TZS1, WTR1	TZB1	-	PT1	PT1, AWP2	-														
156	WOMEN'S TOILET	PCT1	PCT1	PCT1, PWT1, PT3	PCT1, PT3	PCT1, PT3	PCT1, PT3	PT5		240C	BRIDGE	TZ1	TZB1	WWP1	-	-	PT5														
157	MEN'S TOILET	PCT1	PCT1	PCT1, PT3	PCT1, PT3	PCT1, PWT1, PT3	PCT1, PT3	PT5		240D	CORRIDOR	CPT1, CPT3	RB1	-	-	-	APC1														
158	BREAK RM	LVT1	RB1	PT1	PT1	PT1	PT1, SSM1	APC1, PT5		241	OFFICE	CPT2, CPT3	RB1	PT1	-	PT1	PT1	APC1													
159	OFFICE	CPT2, CPT3	RB1	PT1	PT1	PT1	PT1	APC1		242	OFFICE	CPT2, CPT3	RB1	PT1	-	PT1	PT1	APC1													
160	OFFICE	CPT2, CPT3	RB1	PT1	PT1	PT1	PT1	APC1		243	OFFICE	CPT2, CPT3	RB1	PT1	PT1	PT1	PT1	APC1													
160A	CORRIDOR	CPT1, CPT3	RB1	-	PT1	-	PT1	APC1		244	OFFICE	CPT2, CPT3	RB1	PT1	-	PT1	PT1	APC1													
161	OFFICE	CPT2, CPT3	RB1	PT1	-	PT1	PT1	APC1		245	OFFICE	CPT2, CPT3	RB1	PT1	PT1	PT1	PT1	APC1													
162	OFFICE	CPT2, CPT3	RB1	PT1	-	PT1	PT1	APC1		246	OFFICE	CPT2, CPT3	RB1	PT1	PT1	PT1	-	APC1													
163	OFFICE	CPT2, CPT3	RB1	PT1	PT1	PT1	PT1	APC1		247	OFFICE	CPT2, CPT3	RB1	PT1	PT1	PT1	PT1	APC1													
164	OFFICE	CPT2, CPT3	RB1	PT1	PT1	PT1	PT1	APC1		248	OFFICE	CPT2, CPT3	RB1	PT1	PT1	PT1	PT1	APC1													
165	OFFICE	CPT2, CPT3	RB1	PT1	PT1	PT1	-	APC1		250	ELEC	SC1	RB1	PT1	PT1	PT1	PT1	PT5													
166	OFFICE	CPT2, CPT3	RB1	PT1	PT1	PT1	-	APC1		250A	CORRIDOR	CPT1, CPT3	RB1	-	PT1	-	PT1	APC1													
167	OFFICE	CPT2, CPT3	RB1	PT1	PT1	PT1	PT1	APC1		251	TELECOM	SC1	RB1	PT1	PT1	PT1	PT1	PT5													
168	OFFICE	CPT2, CPT3	RB1	PT1	PT1	PT1	PT1	APC1		252	BREAKOUT	CPT2	RB1	AWP1	PT1	-	PT1	APC1													
169	OFFICE	CPT2, CPT3	RB1	PT1	-	PT1	PT1	APC1		X-ST101	STAIR 1	EX	RB1	PT1	PT1	PT1	PT1	EX													
170	ELEC	SC1	RB1	PT1	PT1	PT1	PT1	PT5		X-ST102	STAIR 1	EX	RB1	PT1	PT1	PT1	PT1	EX													
170A	CORRIDOR	CPT1, CPT3	RB1	-	PT1	-	PT1	APC1		X-ST201	STAIR 2	EX	RB1	PT1	PT1	PT1	PT1	EX													
171	TELECOM	SC1	RB1	PT1	PT1	PT1	PT1	PT5		X-ST202	STAIR 2	EX	RB1	PT1	PT1	PT1	PT1	EX													
172	OFFICE	CPT2, CPT3	RB1	PT1	PT1	PT1	PT1	APC1																							
173	OFFICE	CPT2	RB1	PT1	PT1	PT1	PT1	APC1																							
174	PRINT/COPY	LVT1	RB1	PT1	PT1	PT1	PT1	PT5																							

JACOBS  
1100 N GLEBE RD.  
SUITE 500  
ARLINGTON, VA 22201

JACOBS

DCCA ADM  
WARRENTON, VA

REV.

APPROVED  
DATE

DESCRIPTION

JCN

REDLINE  
DATE

APVD

DEPARTMENT OF TRANSPORTATION  
FEDERAL AVIATION ADMINISTRATION  
EASTERN SERVICE AREAATLANTA, GA

WARRENTON ADMINISTRATIVE BUILDING

ROOM FINISH SCHEDULE

WARRENTONDCCA ADMVA

REVIEWED BY

SUBMITTED BY

APPROVED BY

DESIGNER'S TITLE

DESIGNED BY  
K. MILLER

DRAWN BY  
K. MILLER

CHECKED BY  
K. CHARBONAU

ISSUED BY  
ENGINEERING  
SERVICES  
TERMINAL

DATE  
03/11/2022

JCN:  
21001763

DCCA - D - ADM - A531

REV.



### **3. Interior Finish Plans, Elevations & Details**



8

7

6

5

4

3

2

1

## GENERAL SHEET NOTES

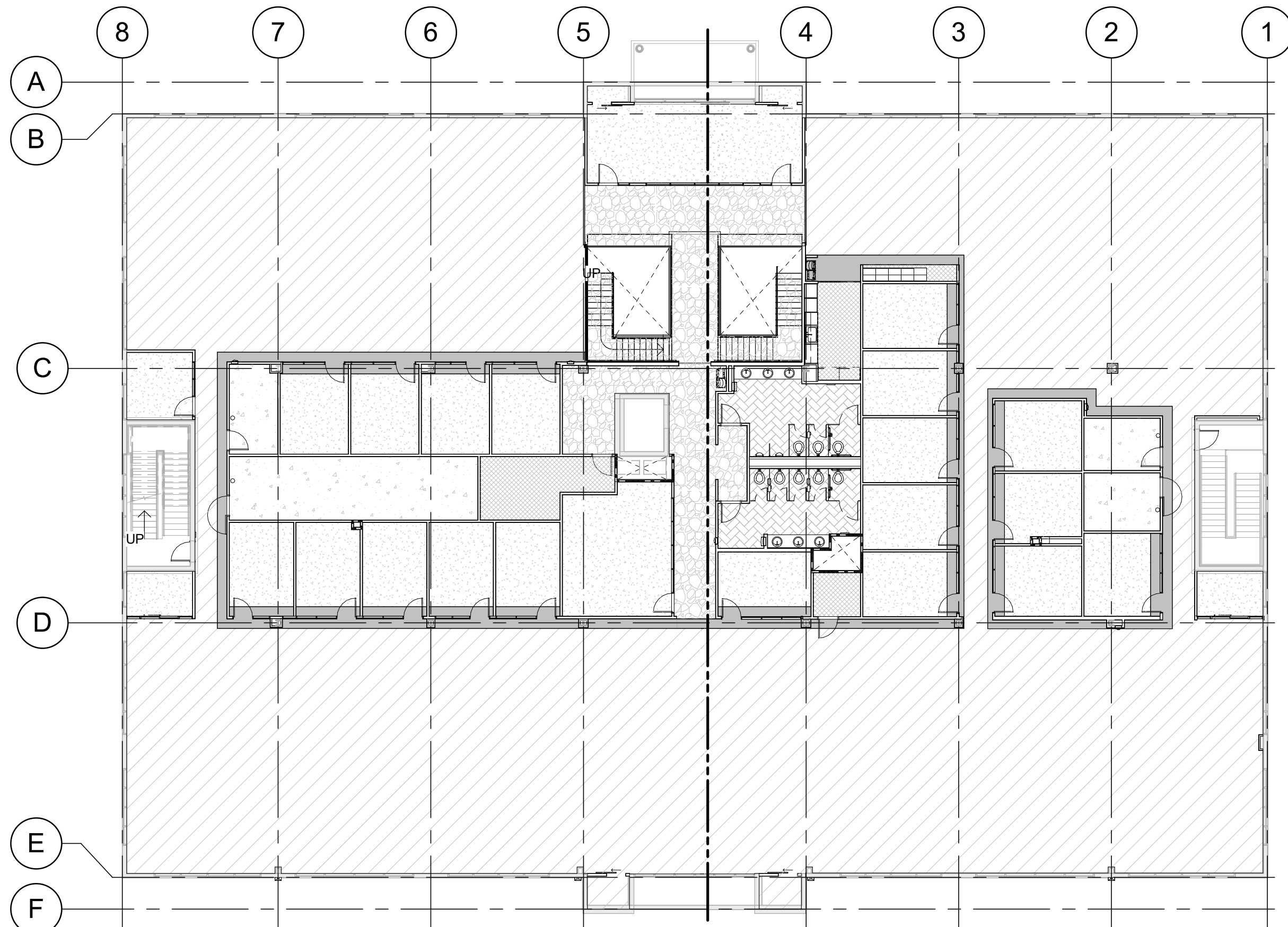
- A. REFER TO A530 THROUGH A531 FOR INTERIOR FINISH SCHEDULES, MATERIAL INFORMATION AND ABBREVIATION LEGEND.
- B. FLOOR TRANSITIONS BETWEEN ROOMS TO OCCUR AT THE CENTERLINE OF DOOR UNLESS OTHERWISE NOTED. TRANSITIONS ARE NOT REQUIRED BETWEEN MATERIALS OF THE SAME THICKNESS. REFER TO FINISH MATERIAL LEGEND FOR TRANSITION TYPE.
- C. WALLS TO BE PAINTED PT1 UNLESS OTHERWISE NOTED. WALLS TO HAVE EGGSHELL FINISH IN A 'NON-VOC' PAINT UNLESS OTHERWISE NOTED. PROVIDE ONE (1) PRIME COAT AND TWO (2) FINISH COATS OF PAINT.
- D. WALLS TO RECEIVE WALL BASE RB1 UNLESS OTHERWISE NOTED.
- E. REFER TO MANUFACTURER'S RECOMMENDATIONS FOR INSTALLATION INSTRUCTIONS. PREP SURFACES AS REQUIRED.
- F. REFER TO A120 THROUGH A124 FOR REFLECTED CEILING PLANS.
- G. REFER TO A250 THROUGH A253 FOR INTERIOR ELEVATIONS AND DETAILS.
- H. WINDOW SILLS TO BE SMM1, REFER TO A8/A615.

## LEGEND

	CARPET TILE CPT1		RECESSED FLOOR GRILLE RFG1
	CARPET TILE CPT2		SEALED CONCRETE SC1
	CARPET TILE CPT3		TERRAZZO TZ1, TZS1
	LUXURY VINYL TILE LVT1		WOOD FINISH WTR1, WWC1
	PORCELAIN TILE PCT1		EXISTING TO REMAIN

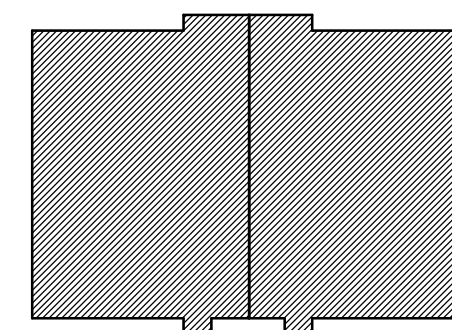
## E8 FIRST FLOOR FINISH PLAN - OVERALL

A532 1/16" = 1'-0"

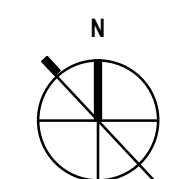


## A8 SECOND FLOOR FINISH PLAN - OVERALL

A532 1/16" = 1'-0"



PARTS PLAN



KEY NORTH

FOR OFFICIAL USE ONLY  
PUBLIC AVAILABILITY TO BE DETERMINED UNDER 5 USC 552

JACOBS  
1100 N GLEBE RD.  
SUITE 500  
ARLINGTON, VA 22201

**Jacobs**

DCCA ADM  
WARRENTON, VA

REV.	APPROVED DATE	DESCRIPTION	JCN	REDLINE DATE	APVD
DEPARTMENT OF TRANSPORTATION FEDERAL AVIATION ADMINISTRATION EASTERN SERVICE AREA ATLANTA, GA WARRENTON ADMINISTRATIVE BUILDING					
GUIDE PLAN - FIRST AND SECOND FLOOR FINISH PLANS WARRENTON DCCA ADM VA					
REVIEWED BY	SUBMITTED BY	APPROVED BY			
		SUBMITTER'S TITLE		APPROVER'S TITLE	
		DESIGNED BY K. MILLER	ISSUED BY ENGINEERING SERVICES TERMINAL	DATE 03/11/2022	JCN 21001763
		DRAWN BY K. MILLER		DRAWING NO. DCCA - D - ADM - A532	REV.
		CHECKED BY K. CHARBONEAU			

PLOT DATETIME:  
4/13/2022 2:25:05 PM



8

7

6

5

4

3

2

1

H

G

F

E

D

C

B

A

H

G

F

E

D

C

B

A

GENERAL SHEET NOTES

- A. REFER TO A530 THROUGH A531 FOR INTERIOR FINISH SCHEDULES, MATERIAL INFORMATION AND ABBREVIATION LEGEND.
- B. FLOOR TRANSITIONS BETWEEN ROOMS TO OCCUR AT THE CENTERLINE OF DOOR UNLESS OTHERWISE NOTED. TRANSITIONS ARE NOT REQUIRED BETWEEN MATERIALS OF THE SAME THICKNESS.
- C. WALLS TO BE PAINTED PT1 UNLESS OTHERWISE NOTED. WALLS TO HAVE EGGSHELL FINISH IN A 'NON-VOC' PAINT UNLESS OTHERWISE NOTED. PROVIDE ONE (1) PRIME COAT AND TWO (2) FINISH COATS OF PAINT.
- D. WALLS TO RECEIVE WALL BASE RB1 UNLESS OTHERWISE NOTED.
- E. REFER TO MANUFACTURER'S RECOMMENDATIONS FOR INSTALLATION INSTRUCTIONS. PREP ALL SURFACES AS REQUIRED.
- F. REFER TO A120 THROUGH A124 FOR REFLECTED CEILING PLANS.
- G. REFER TO A250 THROUGH A253 FOR INTERIOR ELEVATIONS AND DETAILS.
- H. WINDOW SILLS TO BE SSM1. REFER TO A8/A615. WINDOWS TO RECEIVE WT1.

SHEET NOTES

- 1 ALIGN FLOOR FINISH TRANSITION WITH FACE OF PARTITION
- 2 ACOUSTICAL WALL PANEL AS SCHEDULED, AWP1
- 3 ACOUSTICAL WALL PANEL AS SCHEDULED, AWP2
- 4 MOTHER'S ROOM PRIVACY CURTAIN PC1 AS SCHEDULED
- 5 LVT1 FLOOR FINISH TO BE INSTALLED IN HERRINGBONE PATTERN
- 6 CONTINUE TERRAZZO BASE TZB1 TO INSIDE CORNER OF PARTITION AS SHOWN, BEGIN RUBBER BASE RB1 AT PERPENDICULAR PARTITION
- 7 PORCELAIN WALL TILE PWT1 EXTENTS

LEGEND

	CARPET TILE CPT1		RECESSED FLOOR GRILLE RFG1
	CARPET TILE CPT2		SEALED CONCRETE SC1
	CARPET TILE CPT3		TERRAZZO TZ1, TZS1
	LUXURY VINYL TILE LVT1		WOOD FINISH WTR1, WWC1
	PORCELAIN TILE PCT1		EXISTING TO REMAIN

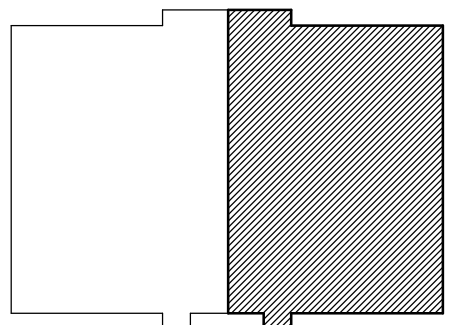
FOR OFFICIAL USE ONLY  
PUBLIC AVAILABILITY TO BE DETERMINED UNDER 5 USC 552

JACOBS  
1100 N GLEBE RD.  
SUITE 500  
ARLINGTON, VA 22201

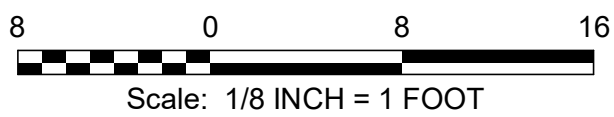
Jacobs

DCCA ADM  
WARRENTON, VA

REV.	APPROVED DATE	DESCRIPTION	JCN	REDLINE DATE	AP/D
DEPARTMENT OF TRANSPORTATION FEDERAL AVIATION ADMINISTRATION EASTERN SERVICE AREA ATLANTA, GA WARRENTON ADMINISTRATIVE BUILDING FIRST FLOOR FINISH PLAN - PART 1 WARRENTON DCCA ADM VA					
REVIEWED BY	SUBMITTED BY	APPROVED BY			
		SUBMITTER'S TITLE			
		APPROVER'S TITLE			
DESIGNED BY	K. MILLER	ISSUED BY	ENGINEERING SERVICES TERMINAL	DATE	03/11/2022
DRAWN BY	K. MILLER			JCN	21001763
CHECKED BY	K. CHARBONEAU			DRAWING NO.	DCCA - D - ADM - A533
				REV.	

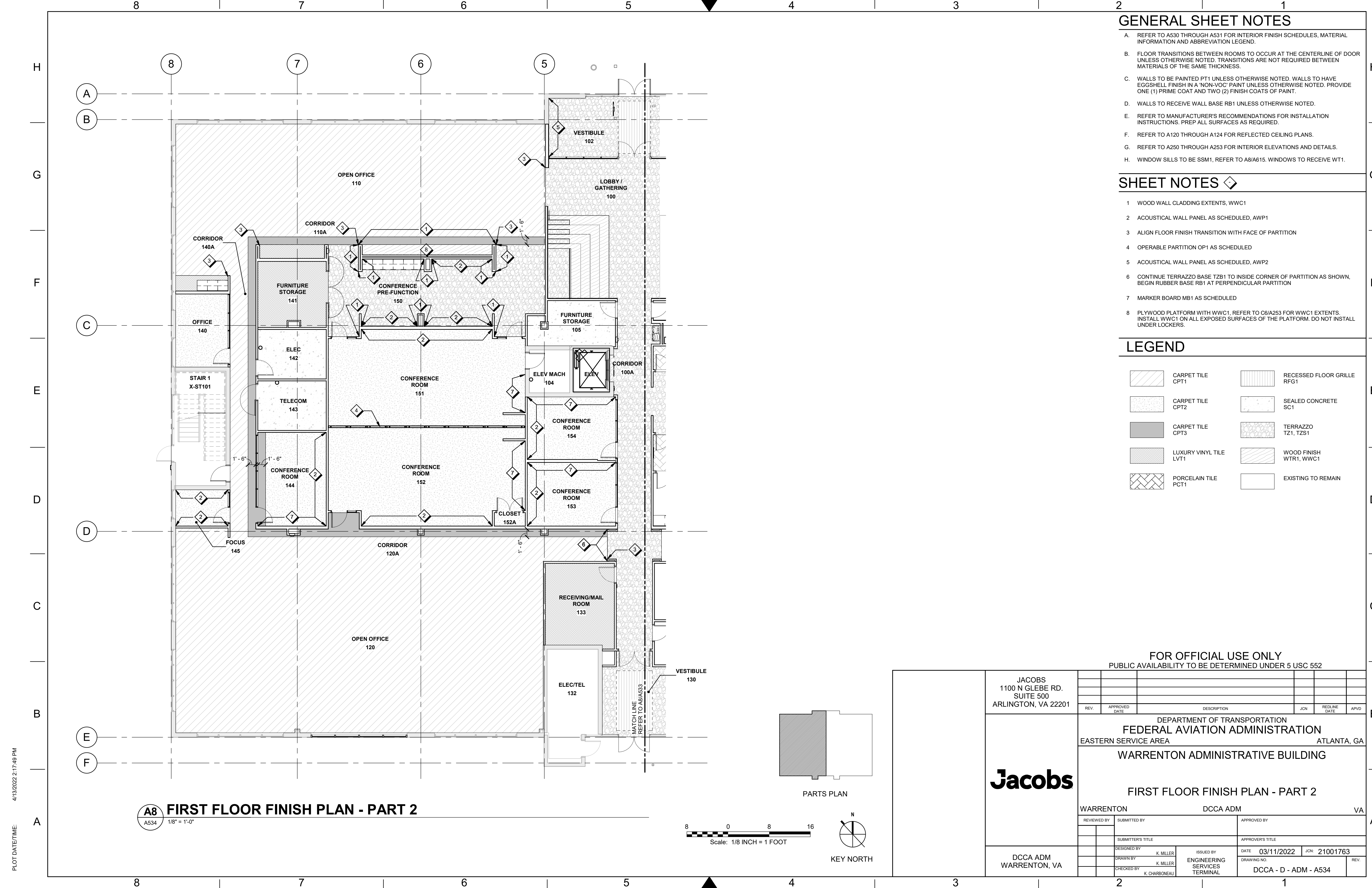


PARTS PLAN



A8 FIRST FLOOR FINISH PLAN - PART 1  
A533 1/8" = 1'-0"





GENERAL SHEET NOTES

- A. REFER TO A530 THROUGH A531 FOR INTERIOR FINISH SCHEDULES, MATERIAL INFORMATION AND ABBREVIATION LEGEND.
- B. FLOOR TRANSITIONS BETWEEN ROOMS TO OCCUR AT THE CENTERLINE OF DOOR UNLESS OTHERWISE NOTED. TRANSITIONS ARE NOT REQUIRED BETWEEN MATERIALS OF THE SAME THICKNESS.
- C. WALLS TO BE PAINTED PT1 UNLESS OTHERWISE NOTED. WALLS TO HAVE EGGSHELL FINISH IN A 'NON-VOC' PAINT UNLESS OTHERWISE NOTED. PROVIDE ONE (1) PRIME COAT AND TWO (2) FINISH COATS OF PAINT.
- D. WALLS TO RECEIVE WALL BASE RB1 UNLESS OTHERWISE NOTED.
- E. REFER TO MANUFACTURER'S RECOMMENDATIONS FOR INSTALLATION INSTRUCTIONS. PREP ALL SURFACES AS REQUIRED.
- F. REFER TO A120 THROUGH A124 FOR REFLECTED CEILING PLANS.
- G. REFER TO A250 THROUGH A253 FOR INTERIOR ELEVATIONS AND DETAILS.
- H. WINDOW SILLS TO BE SSM1, REFER TO A8/A615. WINDOWS TO RECEIVE WT1.

SHEET NOTES

- 1 WOOD WALL CLADDING EXTENTS, WWC1
- 2 ACOUSTICAL WALL PANEL AS SCHEDULED, AWP1
- 3 ALIGN FLOOR FINISH TRANSITION WITH FACE OF PARTITION
- 4 OPERABLE PARTITION OP1 AS SCHEDULED
- 5 ACOUSTICAL WALL PANEL AS SCHEDULED, AWP2
- 6 CONTINUE TERRAZZO BASE TZB1 TO INSIDE CORNER OF PARTITION AS SHOWN, BEGIN RUBBER BASE RB1 AT PERPENDICULAR PARTITION
- 7 MARKER BOARD MB1 AS SCHEDULED
- 8 PLYWOOD PLATFORM WITH WWC1, REFER TO C6/A253 FOR WWC1 EXTENTS. INSTALL WWC1 ON ALL EXPOSED SURFACES OF THE PLATFORM. DO NOT INSTALL UNDER LOCKERS.

LEGEND

	CARPET TILE CPT1		RECESSED FLOOR GRILLE RFG1
	CARPET TILE CPT2		SEALED CONCRETE SC1
	CARPET TILE CPT3		TERRAZZO TZ1, TZS1
	LUXURY VINYL TILE LVT1		WOOD FINISH WTR1, WWC1
	PORCELAIN TILE PCT1		EXISTING TO REMAIN

FOR OFFICIAL USE ONLY  
PUBLIC AVAILABILITY TO BE DETERMINED UNDER 5 USC 552

JACOBS  
1100 N GLEBE RD.  
SUITE 500  
ARLINGTON, VA 22201

Jacobs

DCCA ADM  
WARRENTON, VA

DEPARTMENT OF TRANSPORTATION  
FEDERAL AVIATION ADMINISTRATION  
EASTERN SERVICE AREA ATLANTA, GA

WARRENTON ADMINISTRATIVE BUILDING

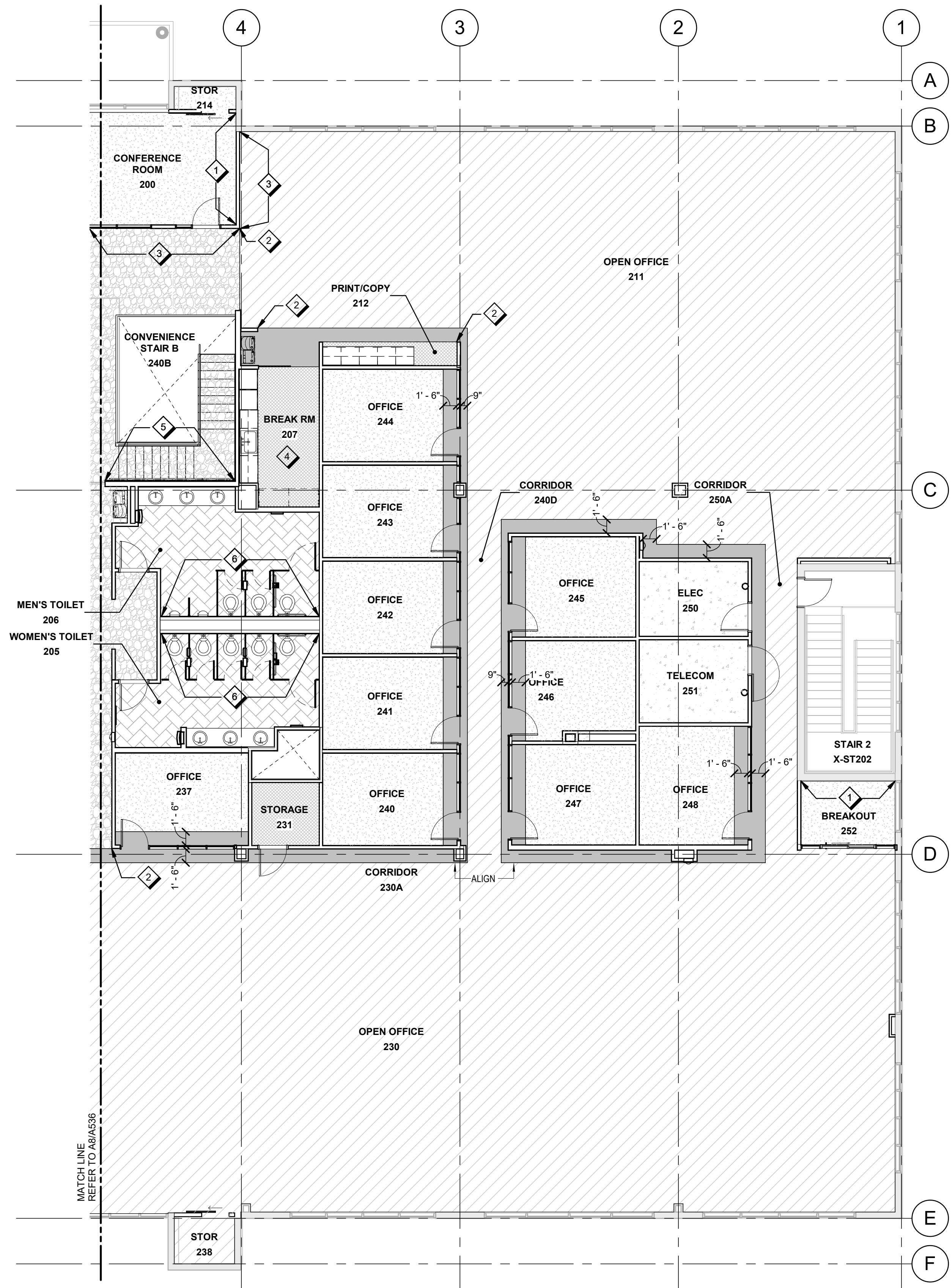
FIRST FLOOR FINISH PLAN - PART 2

WARRENTON DCCA ADM VA

REVIEWED BY	SUBMITTED BY	APPROVED BY
SUBMITTER'S TITLE	APPROVER'S TITLE	
DESIGNED BY K. MILLER	ISSUED BY ENGINEERING SERVICES TERMINAL	DATE 03/11/2022
DRAWN BY K. MILLER		JCN 21001763
CHECKED BY K. CHARBONEAU		DRAWING NO. DCCA - D - ADM - A534
		REV.



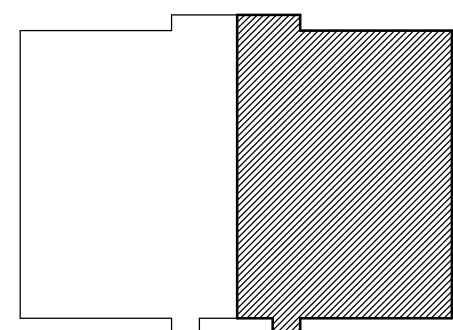
4/13/2022 2:11:00 PM  
PLOT DATE/TIME:



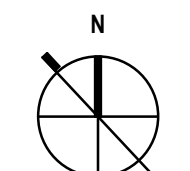
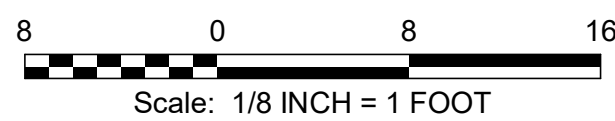
A8  
A535

## SECOND FLOOR FINISH PLAN - PART 1

1/8" = 1'-0"



PARTS PLAN



KEY NORTH

## GENERAL SHEET NOTES

- REFER TO A530 THROUGH A531 FOR INTERIOR FINISH SCHEDULES, MATERIAL INFORMATION AND ABBREVIATION LEGEND.
- FLOOR TRANSITIONS BETWEEN ROOMS TO OCCUR AT THE CENTERLINE OF DOOR UNLESS OTHERWISE NOTED. TRANSITIONS ARE NOT REQUIRED BETWEEN MATERIALS OF THE SAME THICKNESS.
- WALLS TO BE PAINTED PT1 UNLESS OTHERWISE NOTED. WALLS TO HAVE EGGSHELL FINISH IN A 'NON-VOC' PAINT UNLESS OTHERWISE NOTED. PROVIDE ONE (1) PRIME COAT AND TWO (2) FINISH COATS OF PAINT.
- WALLS TO RECEIVE WALL BASE RB1 UNLESS OTHERWISE NOTED.
- REFER TO MANUFACTURER'S RECOMMENDATIONS FOR INSTALLATION INSTRUCTIONS. PREP ALL SURFACES AS REQUIRED.
- REFER TO A120 THROUGH A124 FOR REFLECTED CEILING PLANS.
- REFER TO A250 THROUGH A253 FOR INTERIOR ELEVATIONS AND DETAILS.
- WINDOW SILLS TO BE SSM1, REFER TO A8/A615. WINDOWS TO RECEIVE WT1.

## SHEET NOTES

- ACOUSTICAL WALL PANEL AS SCHEDULED, AWP1
- ALIGN FLOOR FINISH TRANSITION WITH FACE OF PARTITION
- WOOD WALL PANEL WWP1 EXTENTS, CONTINUE TERRAZZO BASE TZB1 BELOW
- LVT1 FLOOR FINISH TO BE INSTALLED IN HERRINGBONE PATTERN
- ACOUSTICAL WALL PANEL AS SCHEDULED, AWP2
- PORCELAIN WALL TILE PWT1 EXTENTS

## LEGEND

	CARPET TILE CPT1		RECESSED FLOOR GRILLE RFG1
	CARPET TILE CPT2		SEALED CONCRETE SC1
	CARPET TILE CPT3		TERRAZZO TZ1, TZS1
	LUXURY VINYL TILE LVT1		WOOD FINISH WTR1, WWC1
	PORCELAIN TILE PCT1		EXISTING TO REMAIN

FOR OFFICIAL USE ONLY  
PUBLIC AVAILABILITY TO BE DETERMINED UNDER 5 USC 552

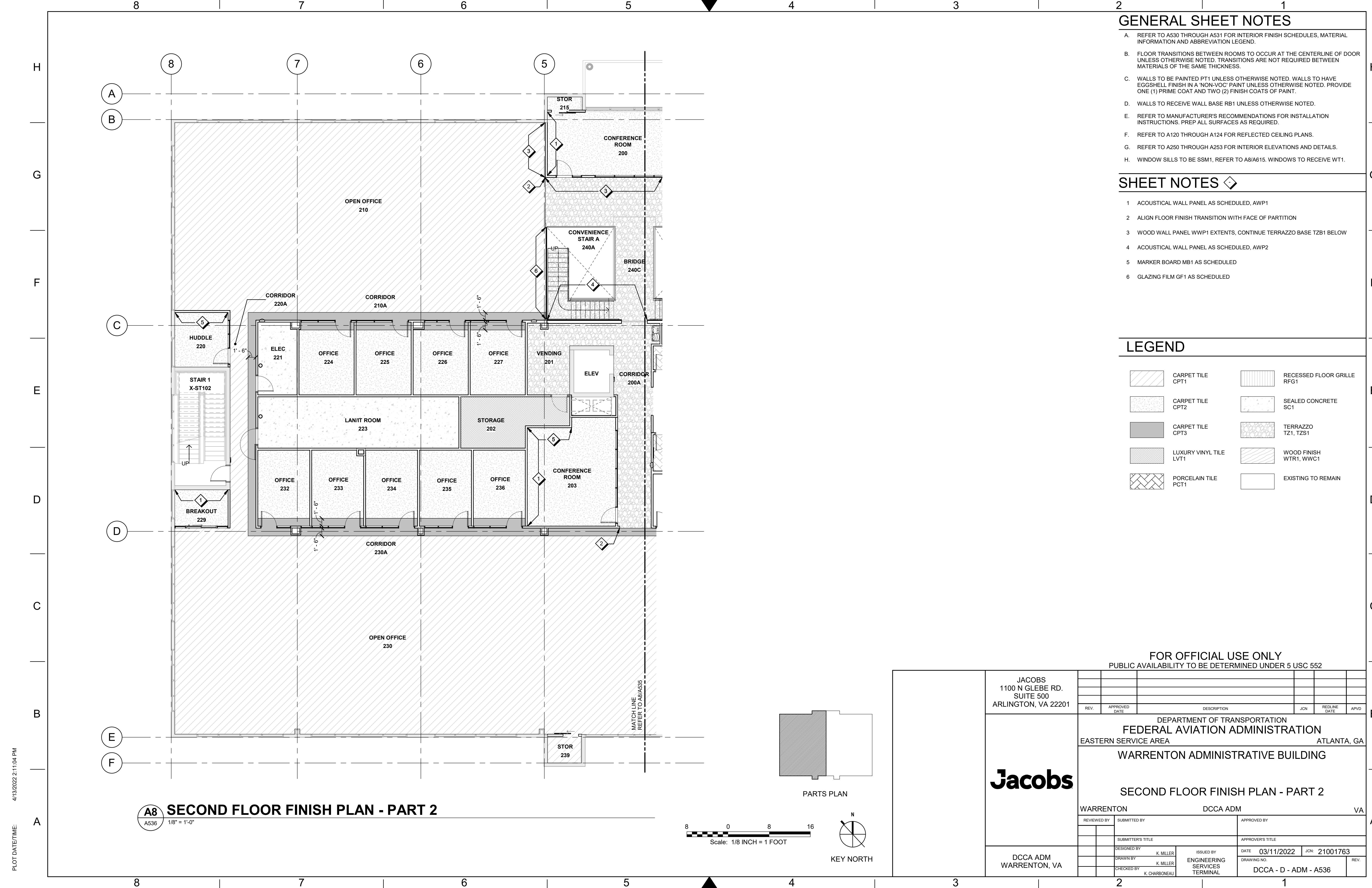
JACOBS  
1100 N GLEBE RD.  
SUITE 500  
ARLINGTON, VA 22201

**Jacobs**

DCCA ADM  
WARRENTON, VA

REV.	APPROVED DATE	DESCRIPTION	JCN	REDLINE DATE	APVD
DEPARTMENT OF TRANSPORTATION FEDERAL AVIATION ADMINISTRATION EASTERN SERVICE AREA ATLANTA, GA WARRENTON ADMINISTRATIVE BUILDING SECOND FLOOR FINISH PLAN - PART 1 WARRENTON DCCA ADM VA					
REVIEWED BY	SUBMITTED BY	APPROVED BY			
		SUBMITTER'S TITLE			
		APPROVER'S TITLE			
DESIGNED BY	K. MILLER	ISSUED BY	DATE	03/11/2022	JCN
DRAWN BY	K. MILLER	ENGINEERING SERVICES TERMINAL	DRAWING NO.	DCCA - D - ADM - A535	REV.
CHECKED BY	K. CHARBONEAU				





GENERAL SHEET NOTES

- A. REFER TO A530 THROUGH A531 FOR INTERIOR FINISH SCHEDULES, MATERIAL INFORMATION AND ABBREVIATION LEGEND.
- B. FLOOR TRANSITIONS BETWEEN ROOMS TO OCCUR AT THE CENTERLINE OF DOOR UNLESS OTHERWISE NOTED. TRANSITIONS ARE NOT REQUIRED BETWEEN MATERIALS OF THE SAME THICKNESS.
- C. WALLS TO BE PAINTED PT1 UNLESS OTHERWISE NOTED. WALLS TO HAVE EGGSHELL FINISH IN A 'NON-VOC' PAINT UNLESS OTHERWISE NOTED. PROVIDE ONE (1) PRIME COAT AND TWO (2) FINISH COATS OF PAINT.
- D. WALLS TO RECEIVE WALL BASE RB1 UNLESS OTHERWISE NOTED.
- E. REFER TO MANUFACTURER'S RECOMMENDATIONS FOR INSTALLATION INSTRUCTIONS. PREP ALL SURFACES AS REQUIRED.
- F. REFER TO A120 THROUGH A124 FOR REFLECTED CEILING PLANS.
- G. REFER TO A250 THROUGH A253 FOR INTERIOR ELEVATIONS AND DETAILS.
- H. WINDOW SILLS TO BE SSM1, REFER TO A8/A615. WINDOWS TO RECEIVE WT1.

SHEET NOTES

- 1 ACOUSTICAL WALL PANEL AS SCHEDULED, AWP1
- 2 ALIGN FLOOR FINISH TRANSITION WITH FACE OF PARTITION
- 3 WOOD WALL PANEL WWP1 EXTENTS, CONTINUE TERRAZZO BASE TZB1 BELOW
- 4 ACOUSTICAL WALL PANEL AS SCHEDULED, AWP2
- 5 MARKER BOARD MB1 AS SCHEDULED
- 6 GLAZING FILM GF1 AS SCHEDULED

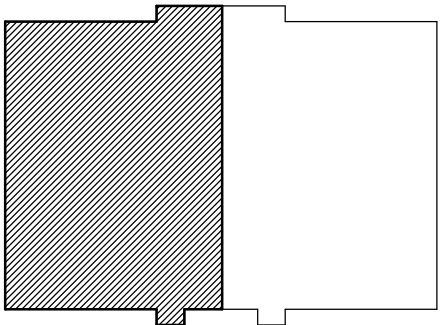
LEGEND

	CARPET TILE CPT1		RECESSED FLOOR GRILLE RFG1
	CARPET TILE CPT2		SEALED CONCRETE SC1
	CARPET TILE CPT3		TERRAZZO TZ1, TZS1
	LUXURY VINYL TILE LVT1		WOOD FINISH WTR1, WWC1
	PORCELAIN TILE PCT1		EXISTING TO REMAIN

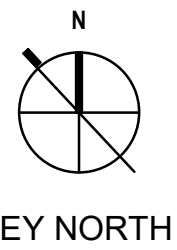
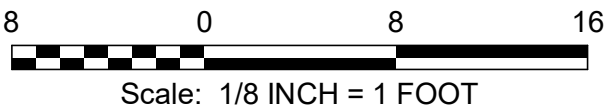
FOR OFFICIAL USE ONLY  
PUBLIC AVAILABILITY TO BE DETERMINED UNDER 5 USC 552

JACOBS 1100 N GLEBE RD. SUITE 500 ARLINGTON, VA 22201											
	REV.	APPROVED DATE	DESCRIPTION						JCN	REDLINE DATE	APVD
<div>JACOBS</div>	DEPARTMENT OF TRANSPORTATION FEDERAL AVIATION ADMINISTRATION EASTERN SERVICE AREA <span style="float:right">ATLANTA, GA</span>										
	WARRENTON ADMINISTRATIVE BUILDING										
	SECOND FLOOR FINISH PLAN - PART 2										
	WARRENTON					DCCA ADM <span style="float:right">VA</span>					
	REVIEWED BY		SUBMITTED BY				APPROVED BY				
			SUBMITTER'S TITLE				APPROVER'S TITLE				
			DESIGNED BY K. MILLER		ISSUED BY ENGINEERING SERVICES TERMINAL		DATE 03/11/2022		JCN: 21001763		
			DRAWN BY K. MILLER								
			CHECKED BY K. CHARBONEAU				DRAWING NO. DCCA - D - ADM - A536		REV.		

A8 SECOND FLOOR FINISH PLAN - PART 2  
A536 1/8" = 1'-0"



PARTS PLAN





B

A

C

D

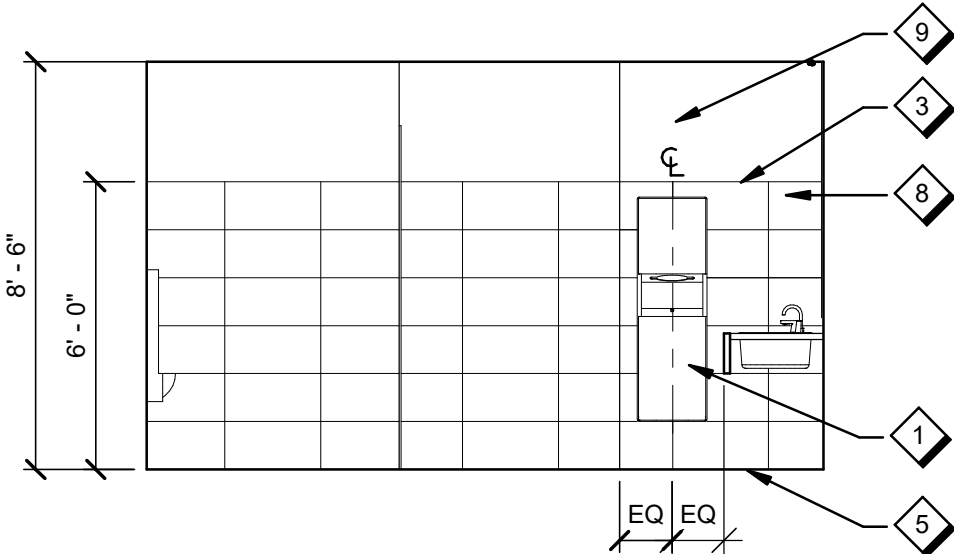
E

F

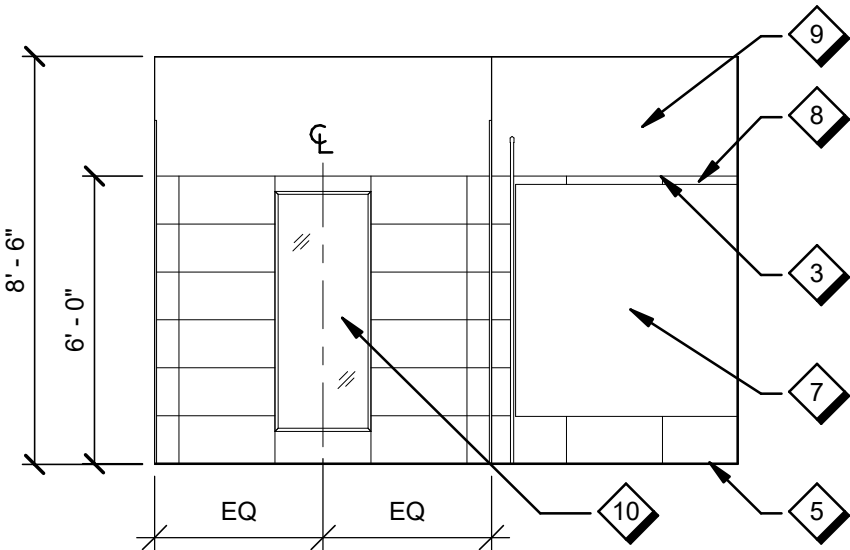
G

H

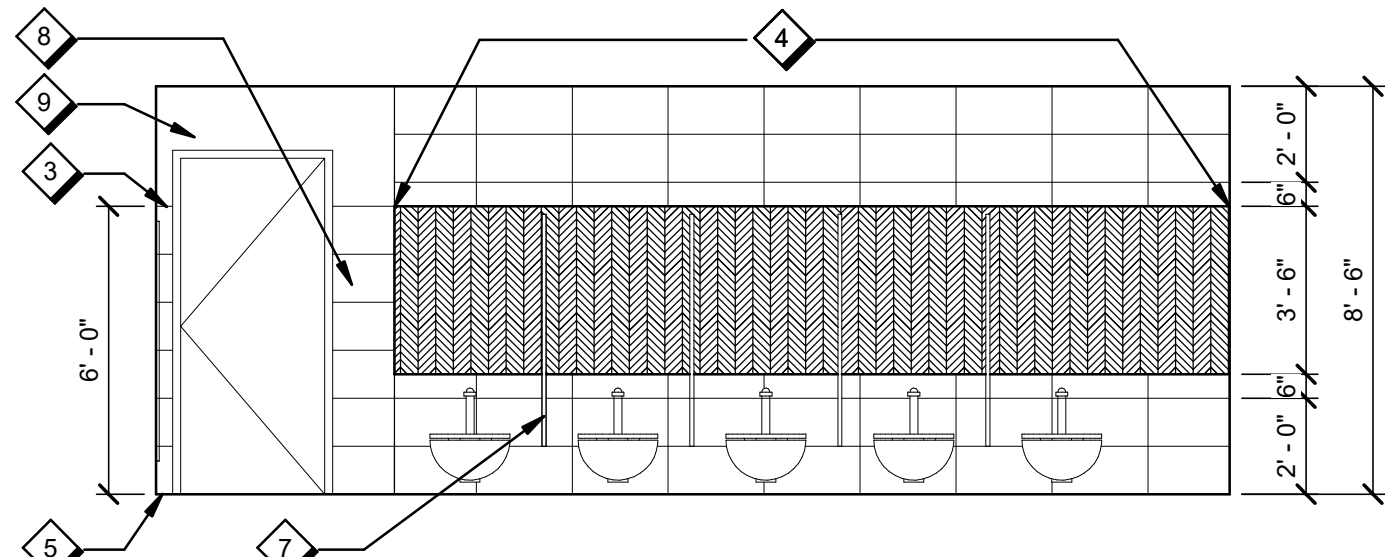
**C8 MEN'S TOILET WEST ELEVATION, TYP.**  
A250 1/4" = 1'-0"



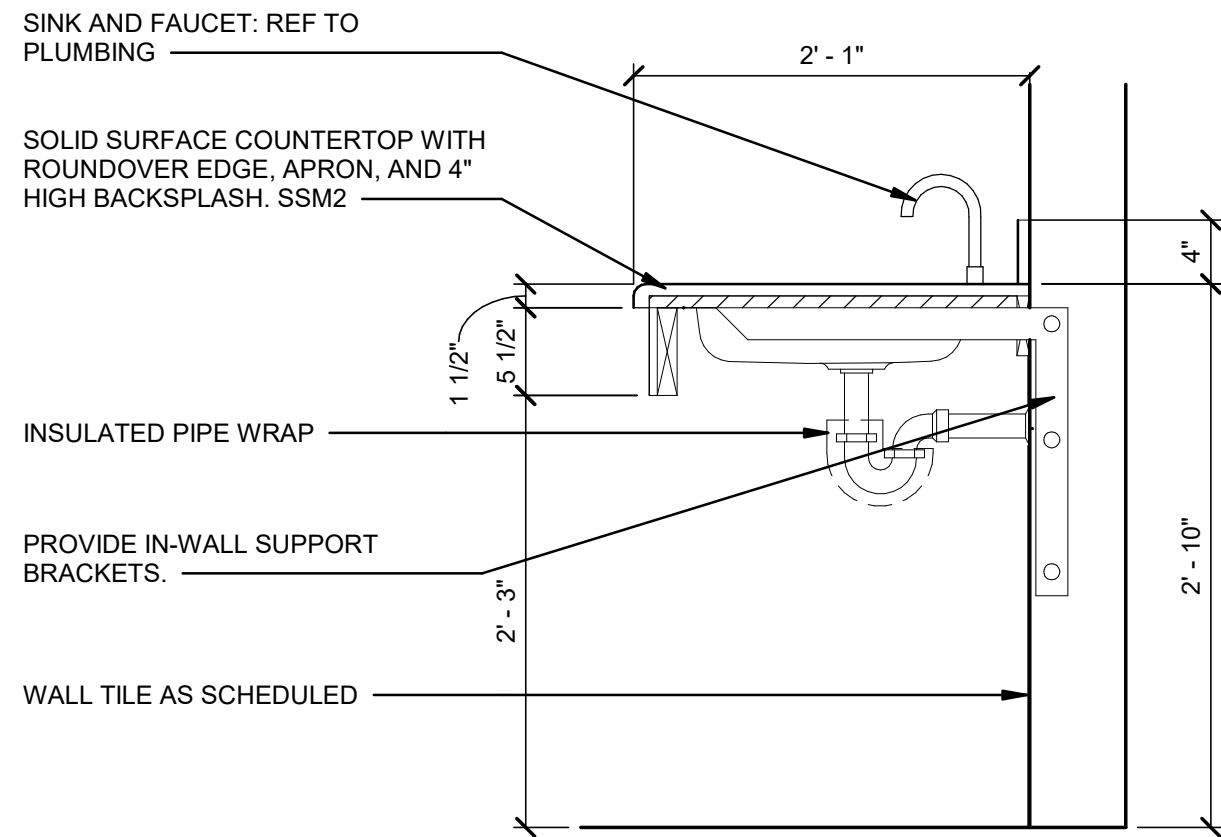
**E8 WOMEN'S TOILET WEST ELEVATION, TYP.**  
A250 1/4" = 1'-0"



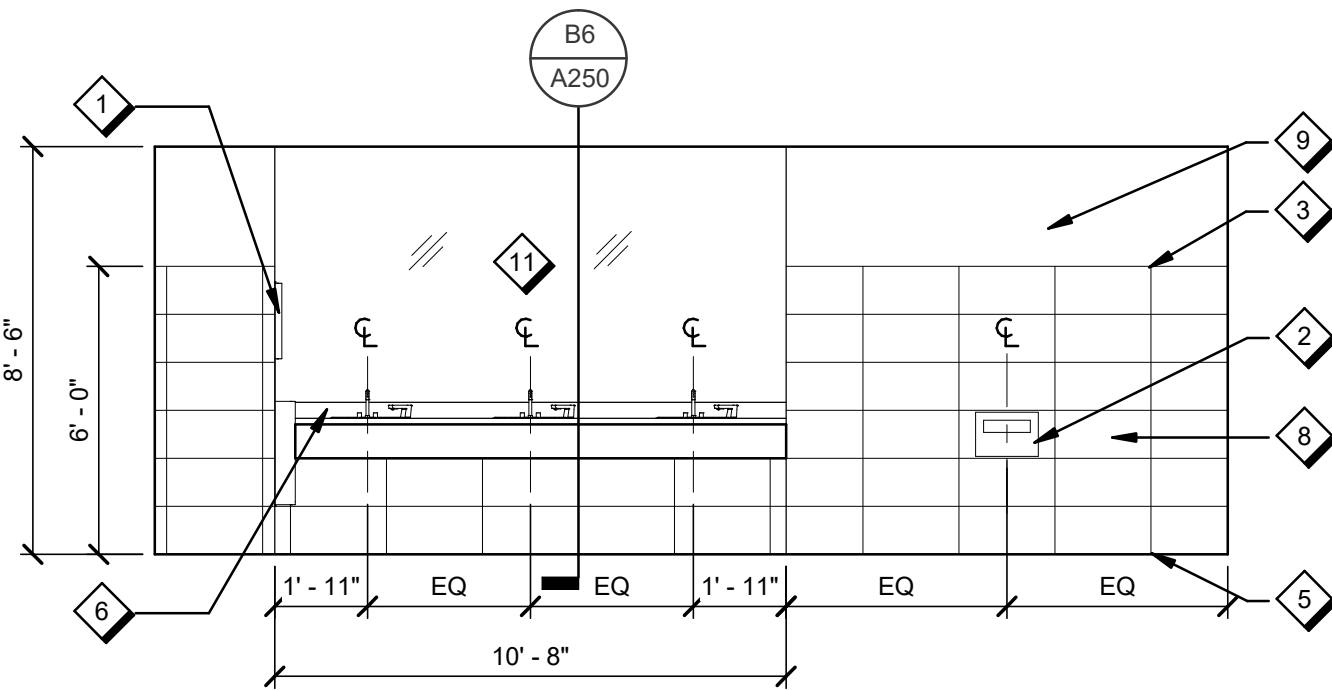
**G8 WOMEN'S TOILET NORTH ELEVATION, TYP.**  
A250 1/4" = 1'-0"



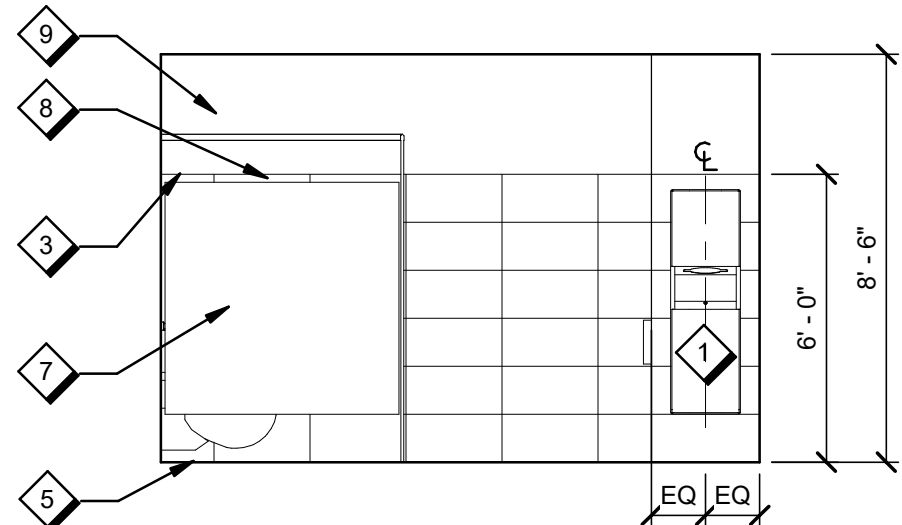
**B6 COUNTERTOP AT RESTROOM SINK**  
A250 1" = 1'-0"



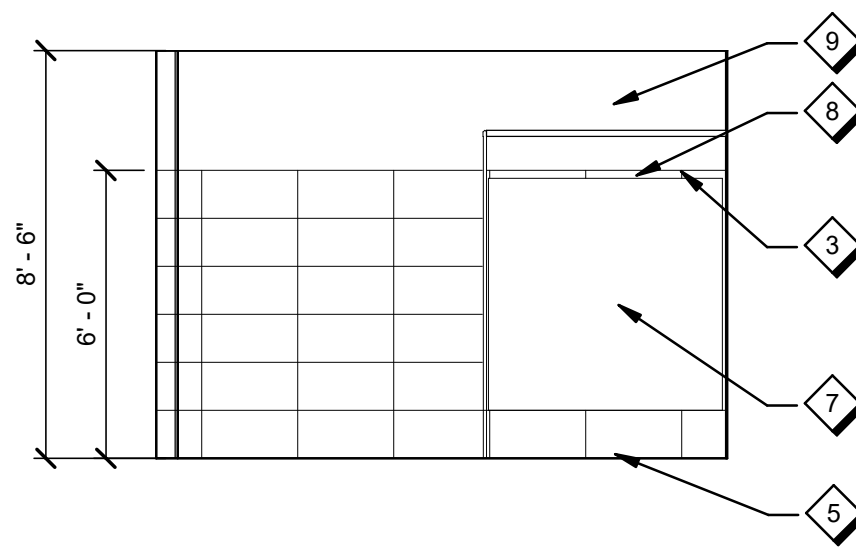
**E6 MEN'S TOILET NORTH ELEVATION, TYP.**  
A250 1/4" = 1'-0"



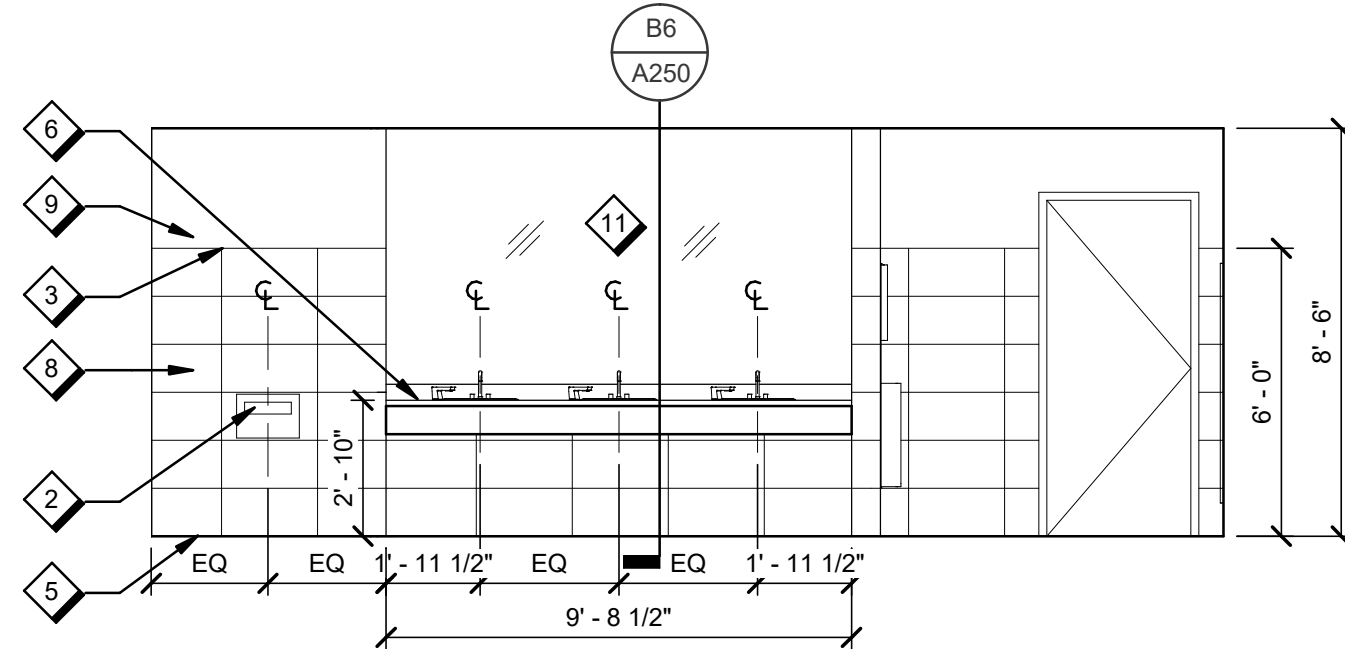
**G6 WOMEN'S TOILET EAST ELEVATION, TYP.**  
A250 1/4" = 1'-0"



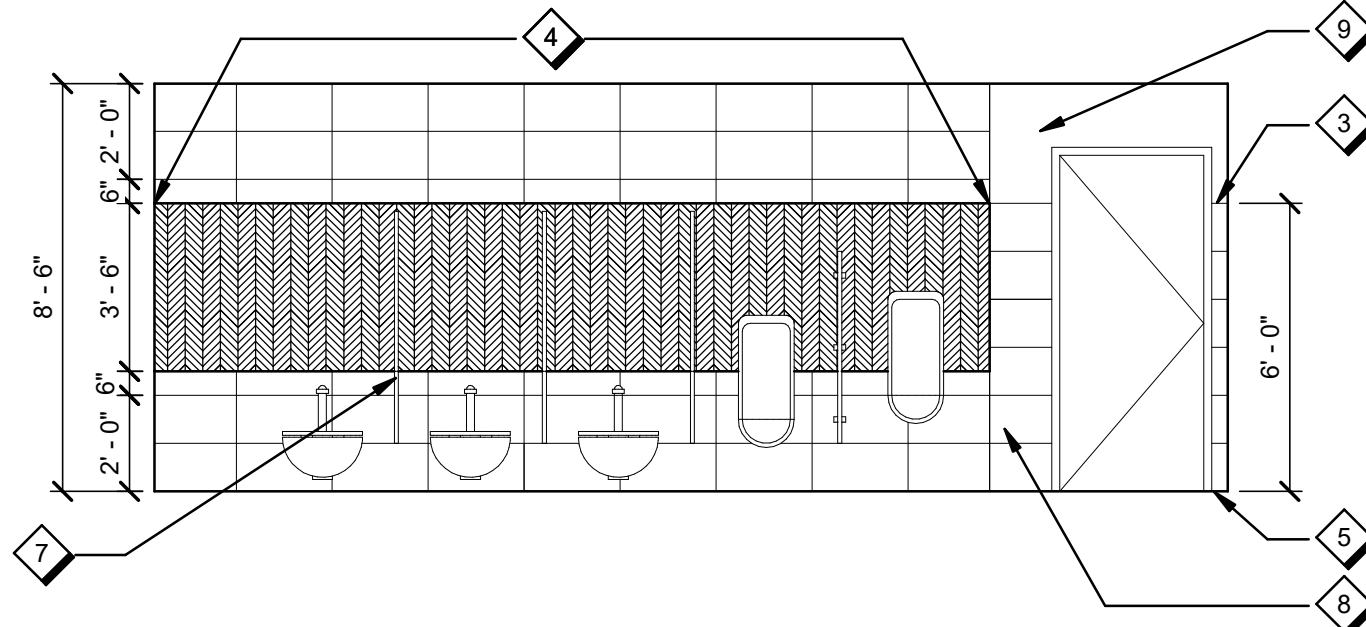
**E4 MEN'S TOILET EAST ELEVATION, TYP.**  
A250 1/4" = 1'-0"



**G4 WOMEN'S TOILET SOUTH ELEVATION, TYP.**  
A250 1/4" = 1'-0"

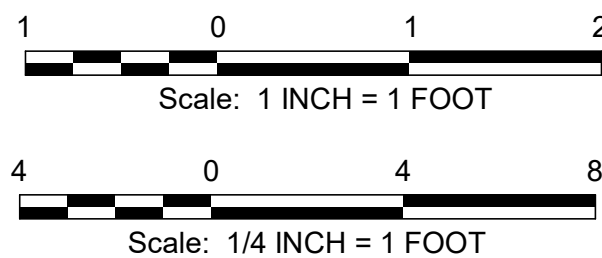


**E2 MEN'S TOILET SOUTH ELEVATION, TYP.**  
A250 1/4" = 1'-0"



## SHEET NOTES

- RECESSED PAPER TOWEL DISPENSER AND TRASH RECEPTACLE
- SEAT COVER DISPENSER
- CAP PCT1 WITH SCHLUTER STRIP JOLLY, BRUSHED CHROME (ACGB)
- PORCELAIN WALL TILE PWT1 AS SCHEDULED, LOCATE FIRST TILE ON CENTER OF PARTITION
- INSTALL SCHLUTER DILEX-HKS IN BRUSHED STAINLESS STEEL AS BASE TRIM BETWEEN PORCELAIN FLOOR TILE AND WALL TILE
- SOLID SURFACE SSM2 COUNTER AND BACKSPLASH AS SCHEDULED
- TOILET PARTITION TP1 AS SCHEDULED
- PORCELAIN CERAMIC TILE PCT1 AS SCHEDULED
- PAINT WALL AS SCHEDULED
- FULL LENGTH MIRROR
- FULL WIDTH MIRROR



**Jacobs**

JACOBS  
1100 N GLEBE RD.  
SUITE 500  
ARLINGTON, VA 22201

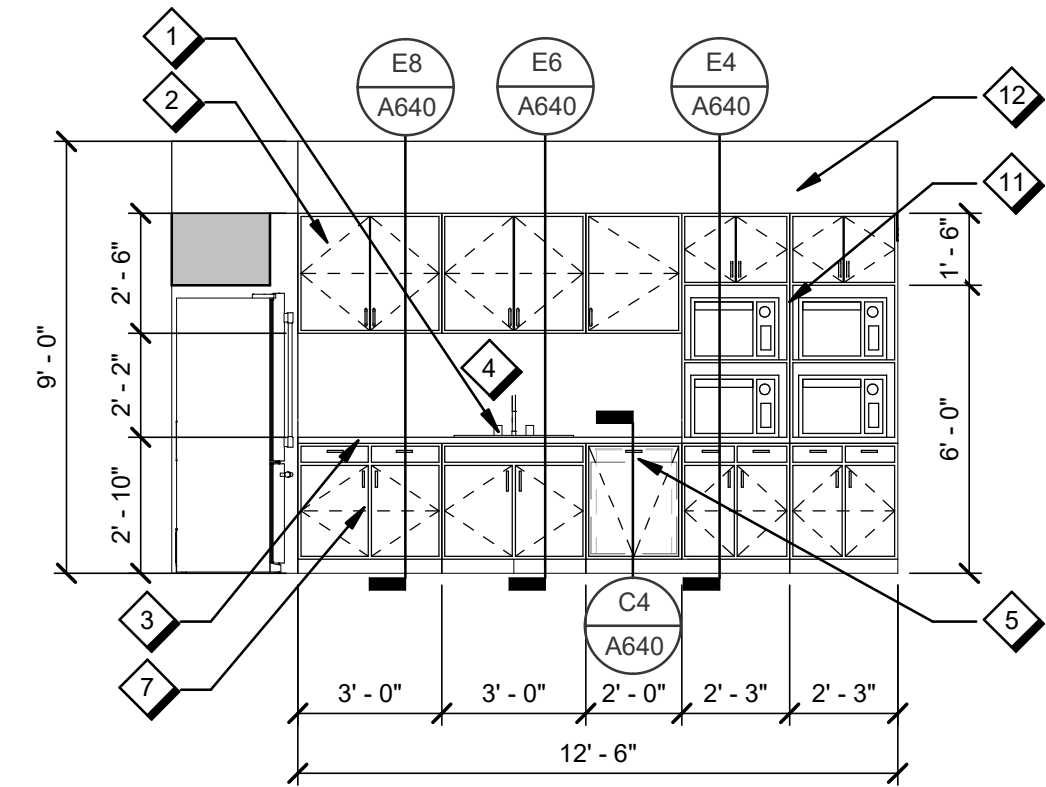
DCCA ADM  
WARRENTON, VA

FOR OFFICIAL USE ONLY PUBLIC AVAILABILITY TO BE DETERMINED UNDER 5 USC 552						
REV.	APPROVED DATE	DESCRIPTION	JCN	REDLINE DATE	APVD	
DEPARTMENT OF TRANSPORTATION FEDERAL AVIATION ADMINISTRATION EASTERN SERVICE AREA ATLANTA, GA WARRENTON ADMINISTRATIVE BUILDING INTERIOR ELEVATIONS - RESTROOMS WARRENTON DCCA ADM VA						
DESIGNED BY	SUBMITTED BY		APPROVED BY			
DRAWN BY	SUBMITTER'S TITLE		APPROVER'S TITLE			
CHECKED BY	ISSUED BY		DATE 03/11/2022 JCN 21001763			
		ENGINEERING SERVICES TERMINAL		DRAWING NO. DCCA - D - ADM - A250		

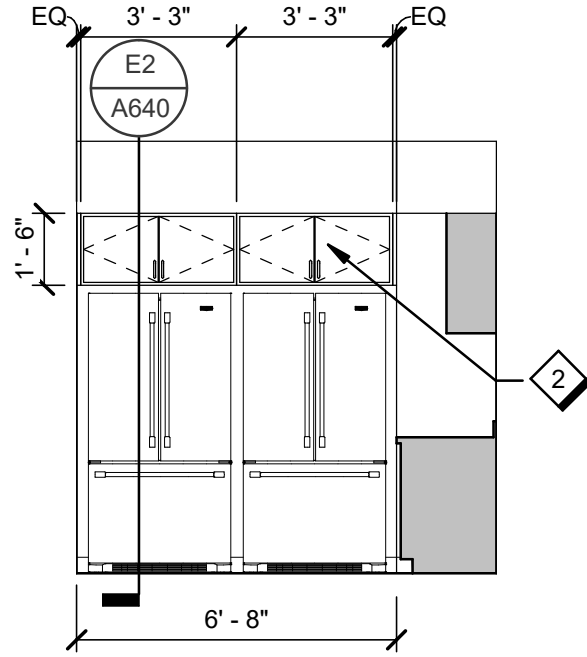


4/14/2022 10:06:27 AM  
PLOT DATE/TIME:

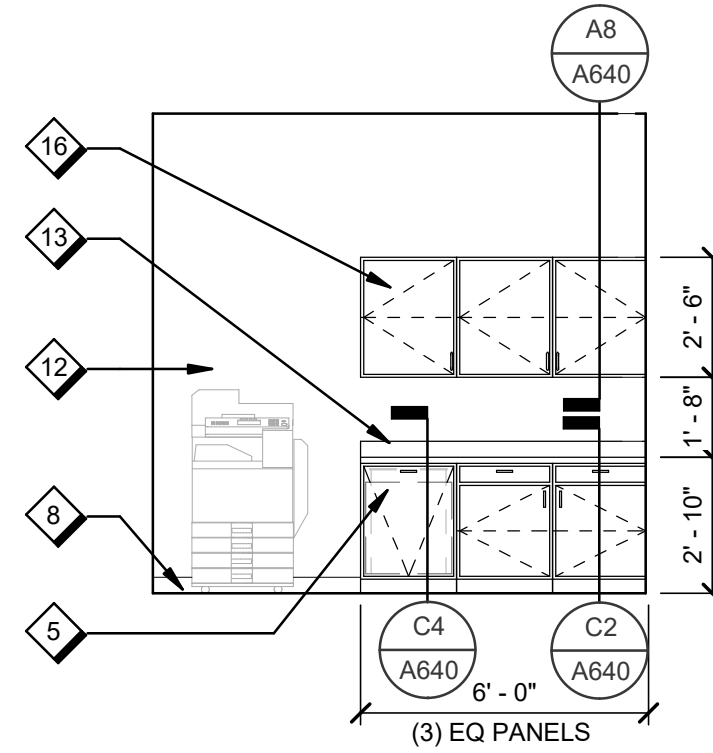
H  
G  
F  
E  
D  
C  
B  
A



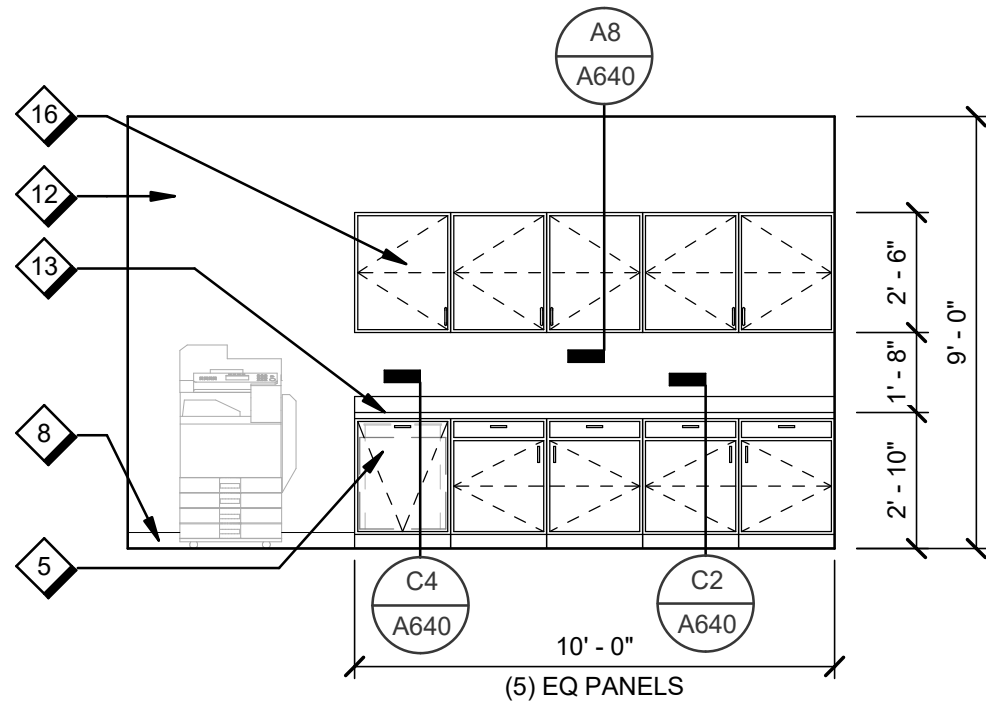
**G8 BREAK ROOM WEST ELEVATION, TYP.**  
A251 1/4" = 1'-0"



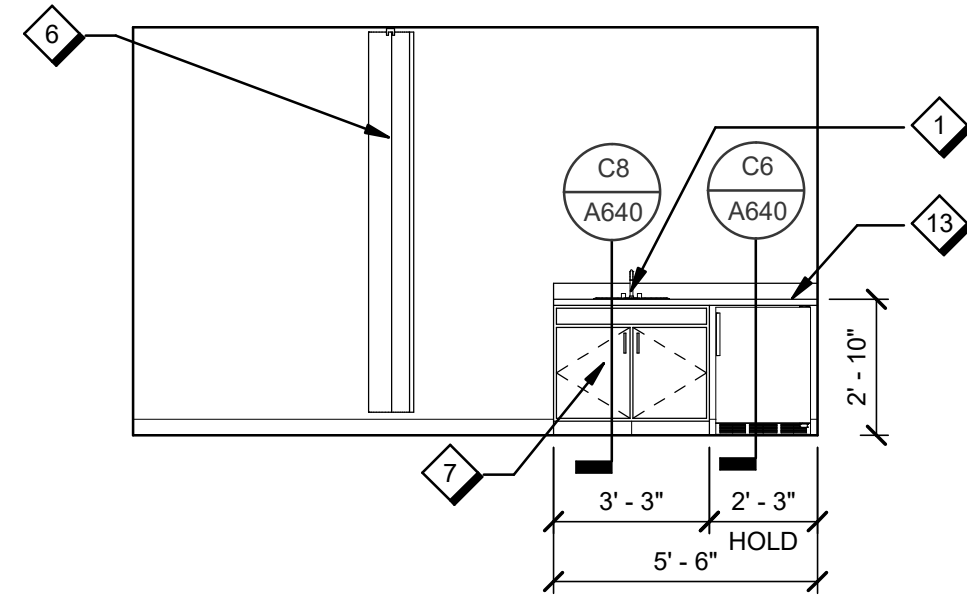
**G6 BREAK ROOM SOUTH ELEVATION, TYP.**  
A251 1/4" = 1'-0"



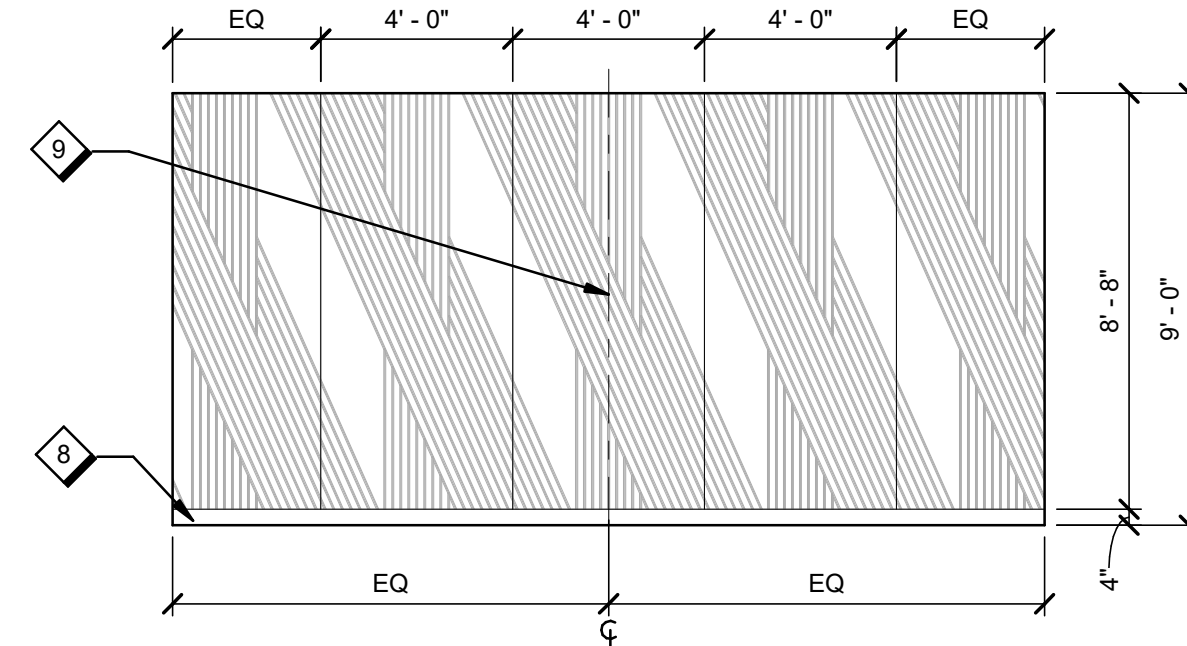
**G4 TYPICAL PRINT/COPY MILLWORK**  
A251 1/4" = 1'-0"



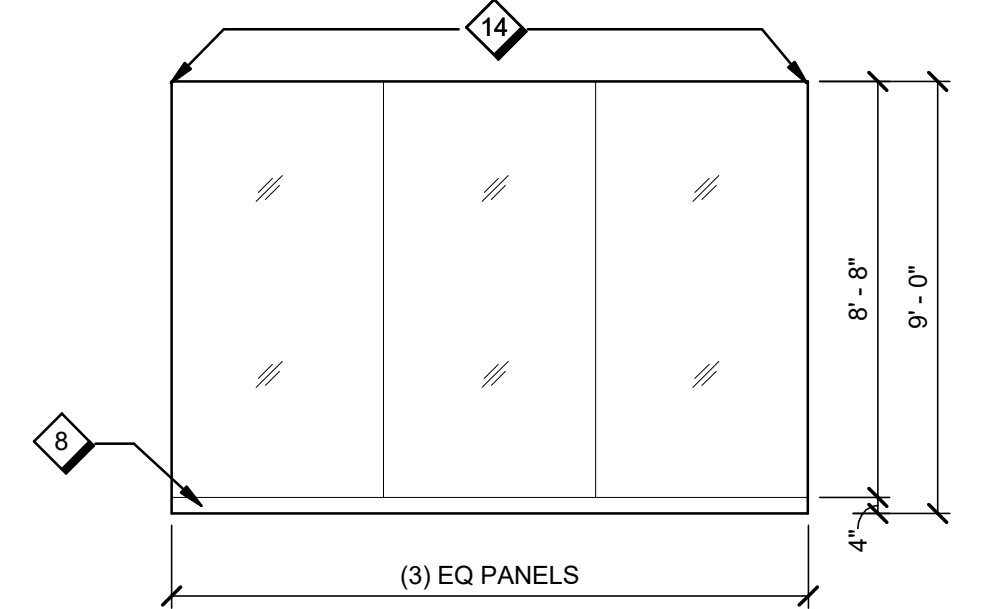
**E8 PRINT/COPY 212 MILLWORK**  
A251 1/4" = 1'-0"



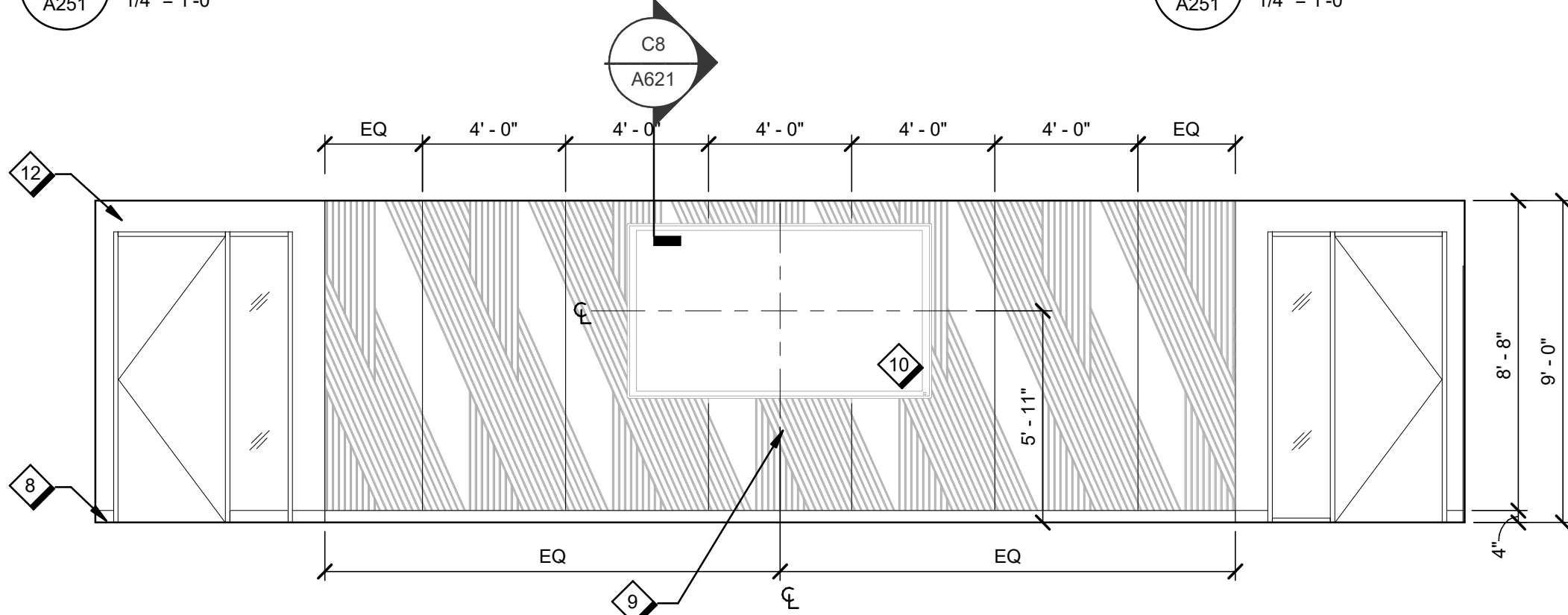
**E6 MOTHER'S ROOM 155 MILLWORK**  
A251 1/4" = 1'-0"



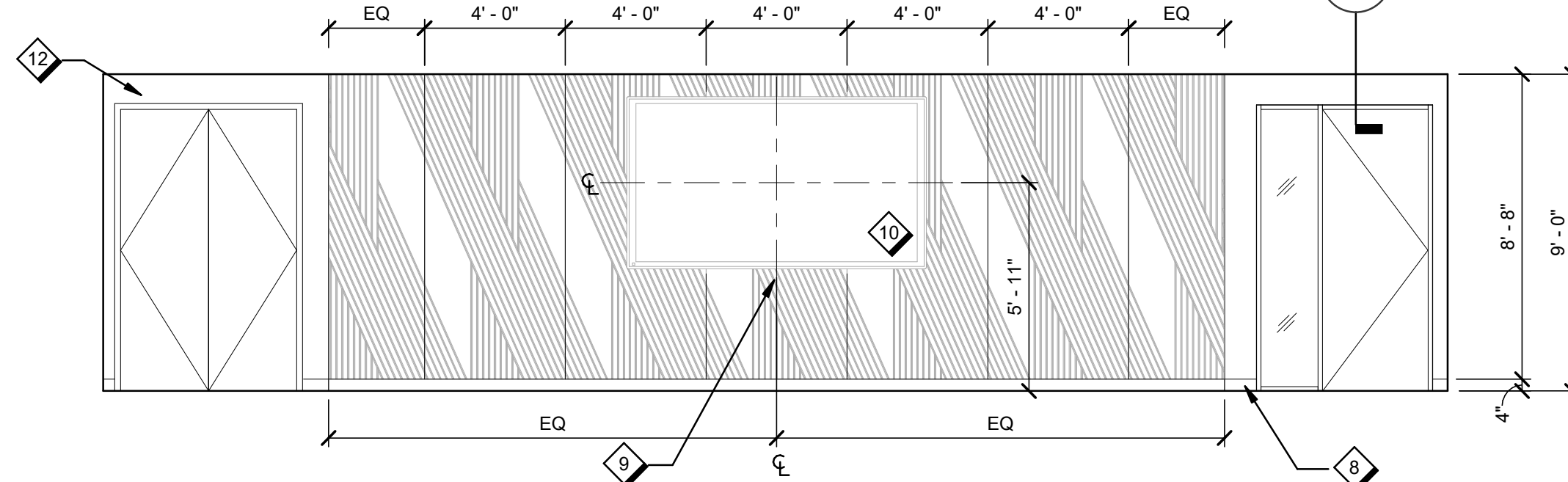
**E4 CONFERENCE 144 EAST ELEVATION**  
A251 1/4" = 1'-0"



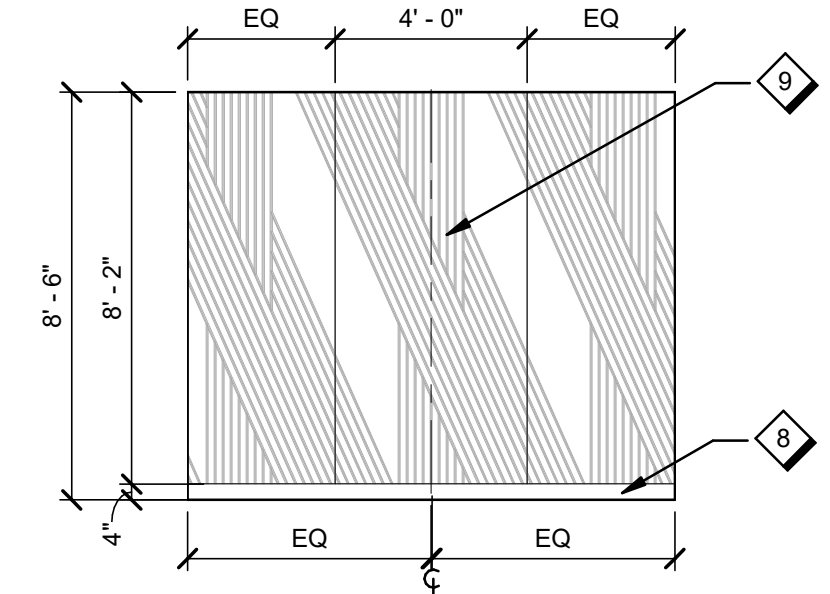
**E2 CONFERENCE 144 SOUTH ELEVATION**  
A251 1/4" = 1'-0"



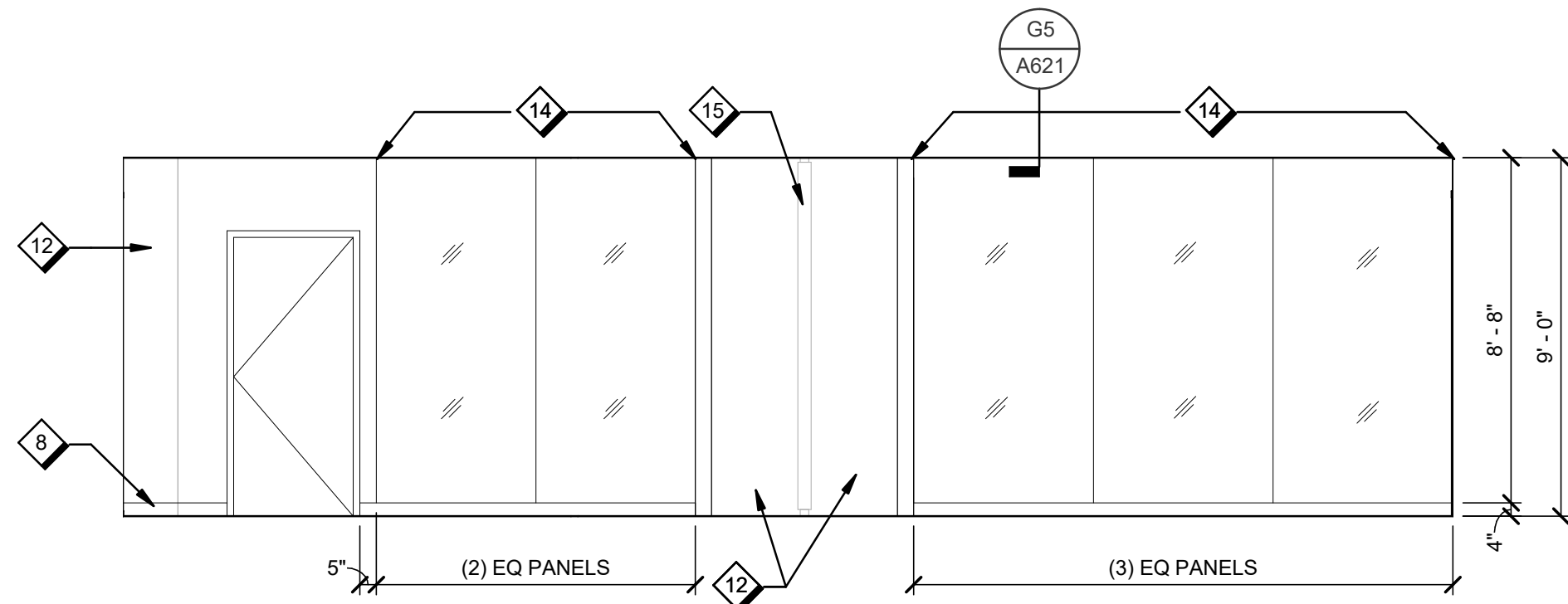
**C8 CONFERENCE 151 NORTH ELEVATION**  
A251 1/4" = 1'-0"



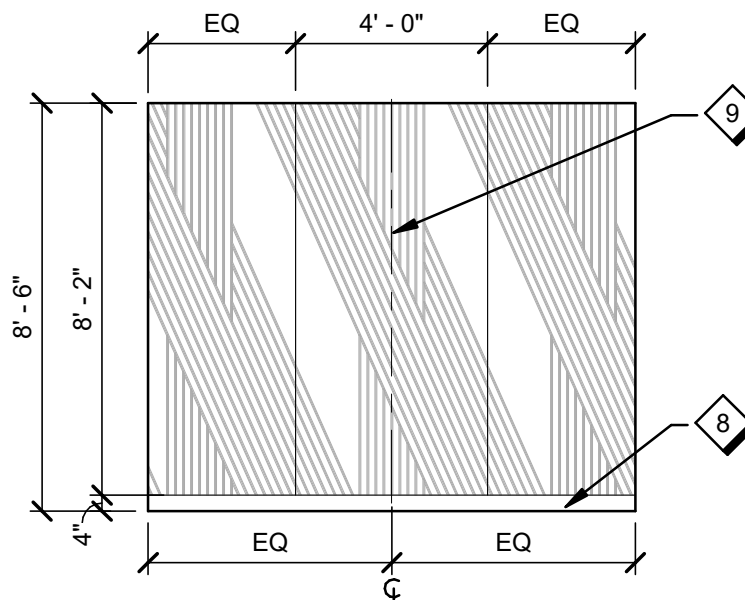
**C5 CONFERENCE 152 SOUTH ELEVATION**  
A251 1/4" = 1'-0"



**C2 FOCUS 145 NORTH ELEVATION**  
A251 1/4" = 1'-0"



**A8 CONFERENCE 151 AND 152 EAST ELEVATION**  
A251 1/4" = 1'-0"



**A5 FOCUS 145 SOUTH ELEVATION**  
A251 1/4" = 1'-0"



## SHEET NOTES

- SINK AS SCHEDULED, REFER TO PLUMBING
- UPPER CABINETS TO BE PL1 AS SCHEDULED
- SOLID SURFACE COUNTER SSM1 AS SCHEDULED
- EXTEND SSM1 TO UNDERSIDE OF UPPER CABINETS
- ROLL OUT TRASH/RECYCLE DRAWER
- PRIVACY CURTAIN PC1 AS SCHEDULED
- LOWER CABINETS TO BE PL2 AS SCHEDULED
- WALL BASE RB1 AS SCHEDULED
- ACOUSTICAL WALL PANEL AWP1 AS SCHEDULED, CENTER WALL PANEL ON PARTITION AS NOTED
- WALL MOUNTED MONITOR (OFOI), CENTER ON AWP1 AS NOTED. PROVIDE BLOCKING AS REQUIRED. COORDINATE WITH ELECTRICAL.
- MICROWAVE TOWER FINISH PL1 AS SCHEDULED
- PAINT WALL AS SCHEDULED
- SOLID SURFACE SSM1 COUNTER AND BACKSPLASH AS SCHEDULED
- GLASS MARKER BOARD MB1 AS SCHEDULED. PROVIDE BLOCKING AS REQUIRED.
- OPERABLE PARTITION OP1 AS SCHEDULED
- UPPER AND LOWER CABINETS TO BE PL1 AS SCHEDULED

H  
G  
F  
E  
D  
C  
B  
A

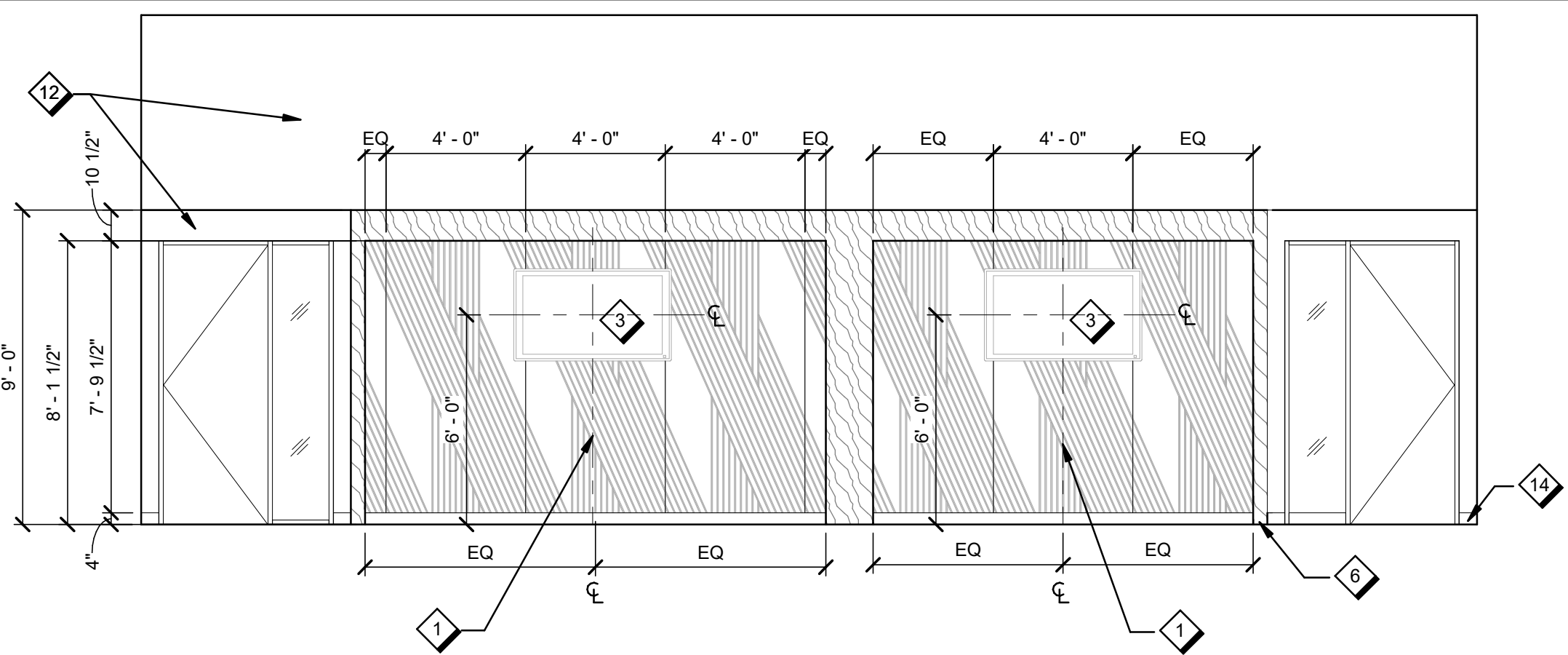


4/14/2022 10:06:34 AM

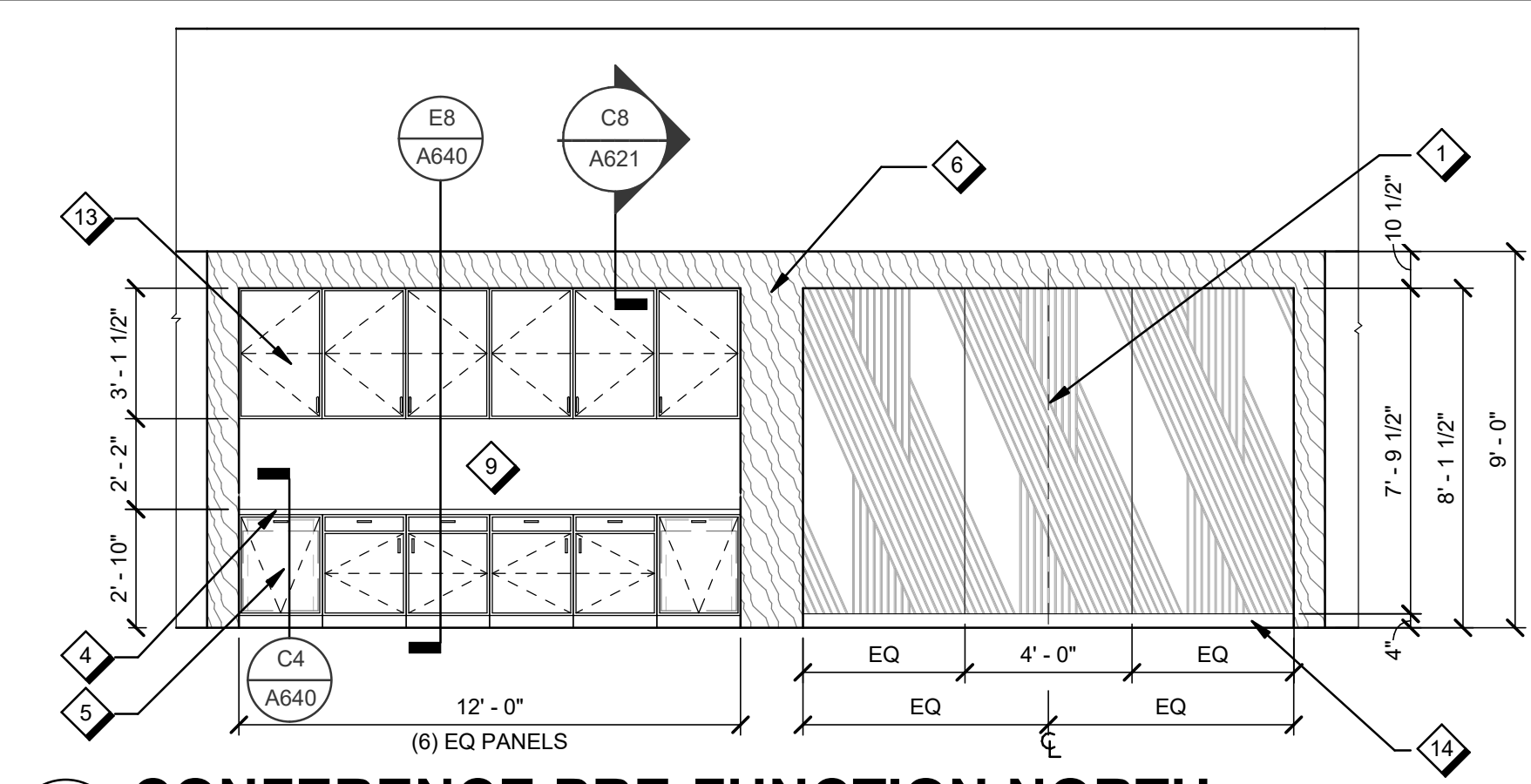
PLOT DATE/TIME:

A B C D E F G H

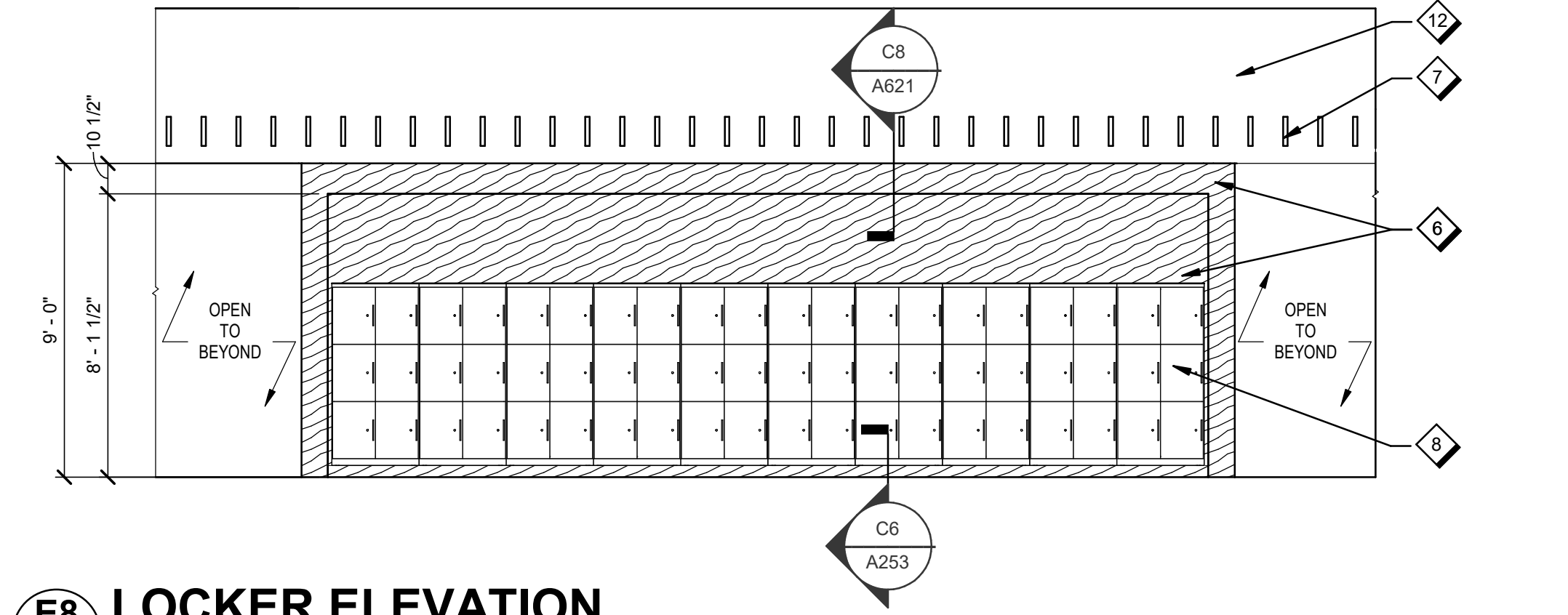
8 7 6 5 4 3 2 1



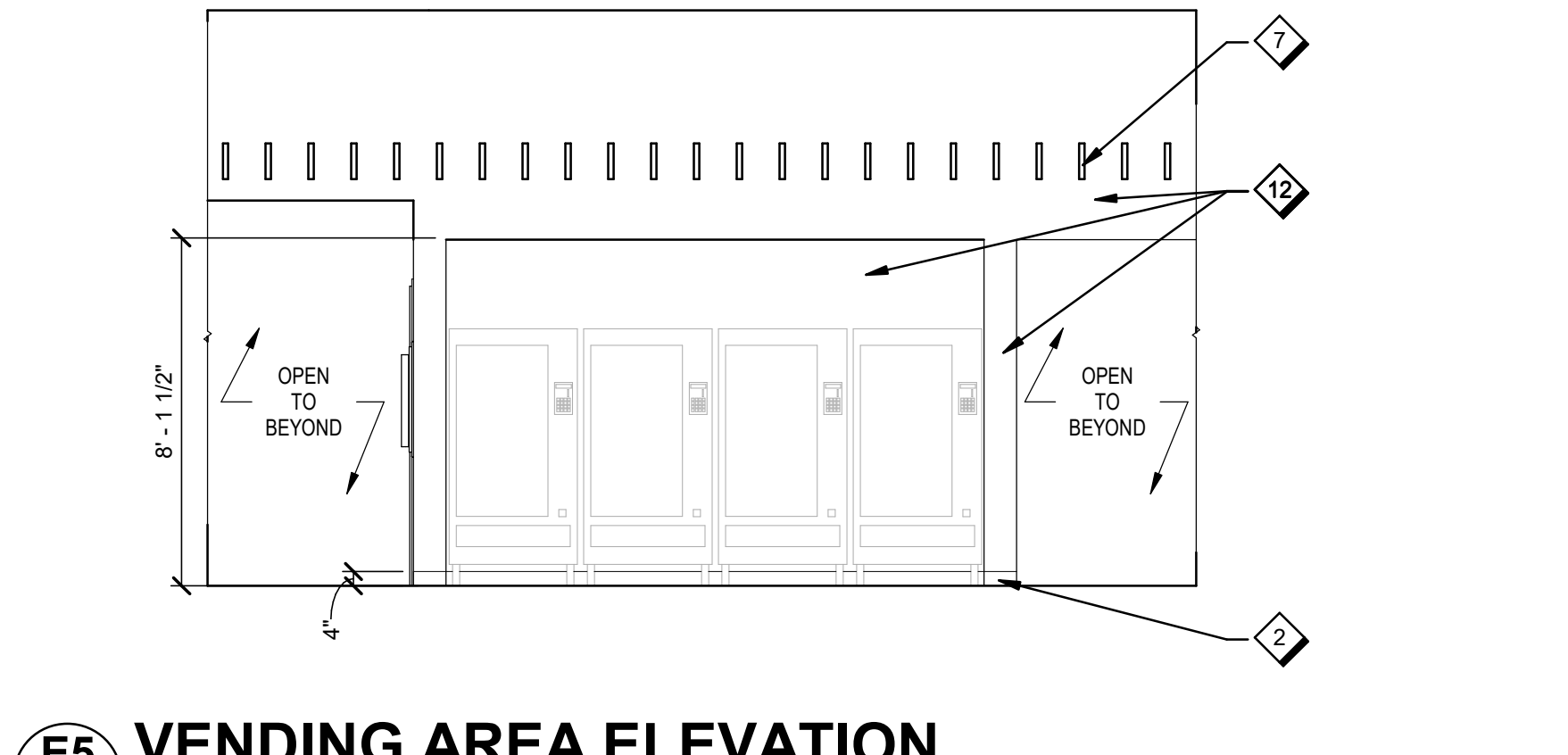
**G8 CONFERENCE PRE-FUNCTION SOUTH**  
A252 1/4" = 1'-0"



**G5 CONFERENCE PRE-FUNCTION NORTH**  
A252 1/4" = 1'-0"

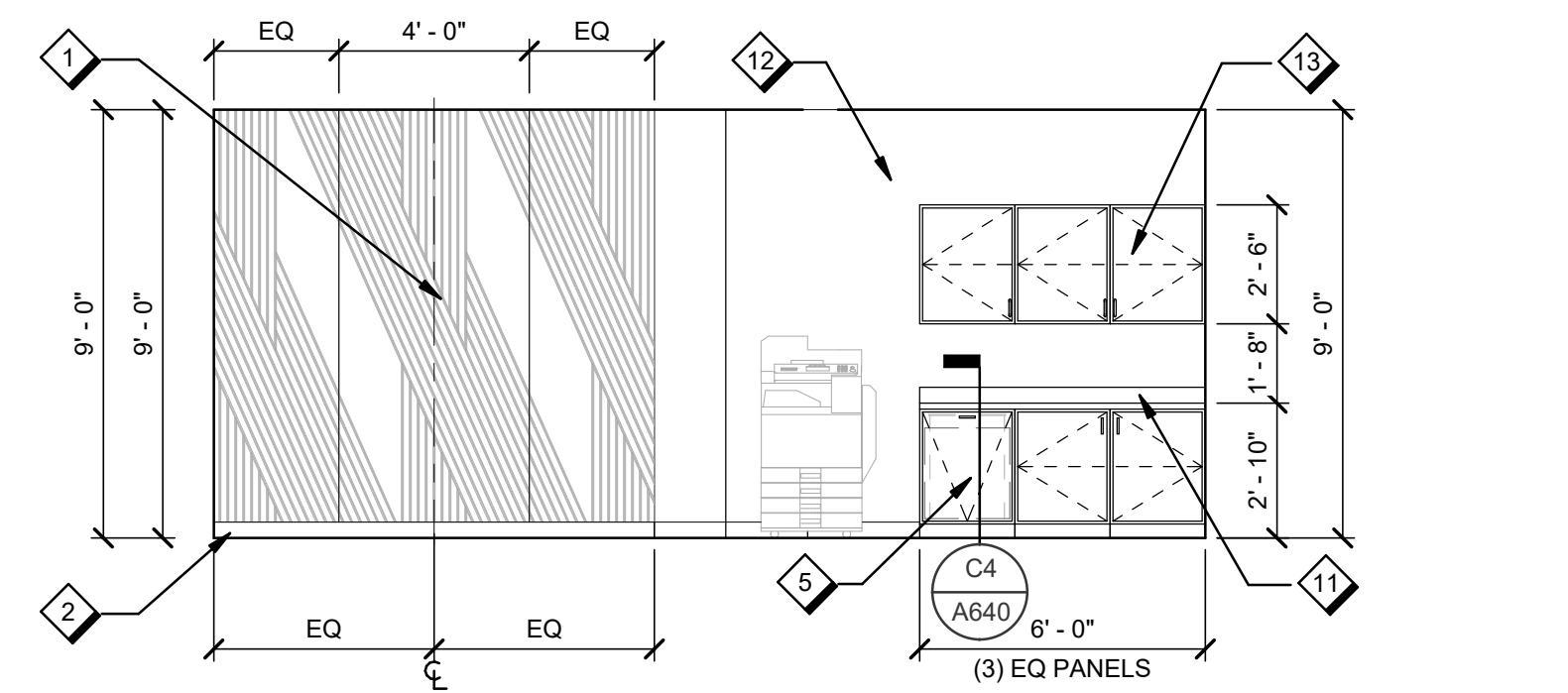


**E8 LOCKER ELEVATION**  
A252 1/4" = 1'-0"

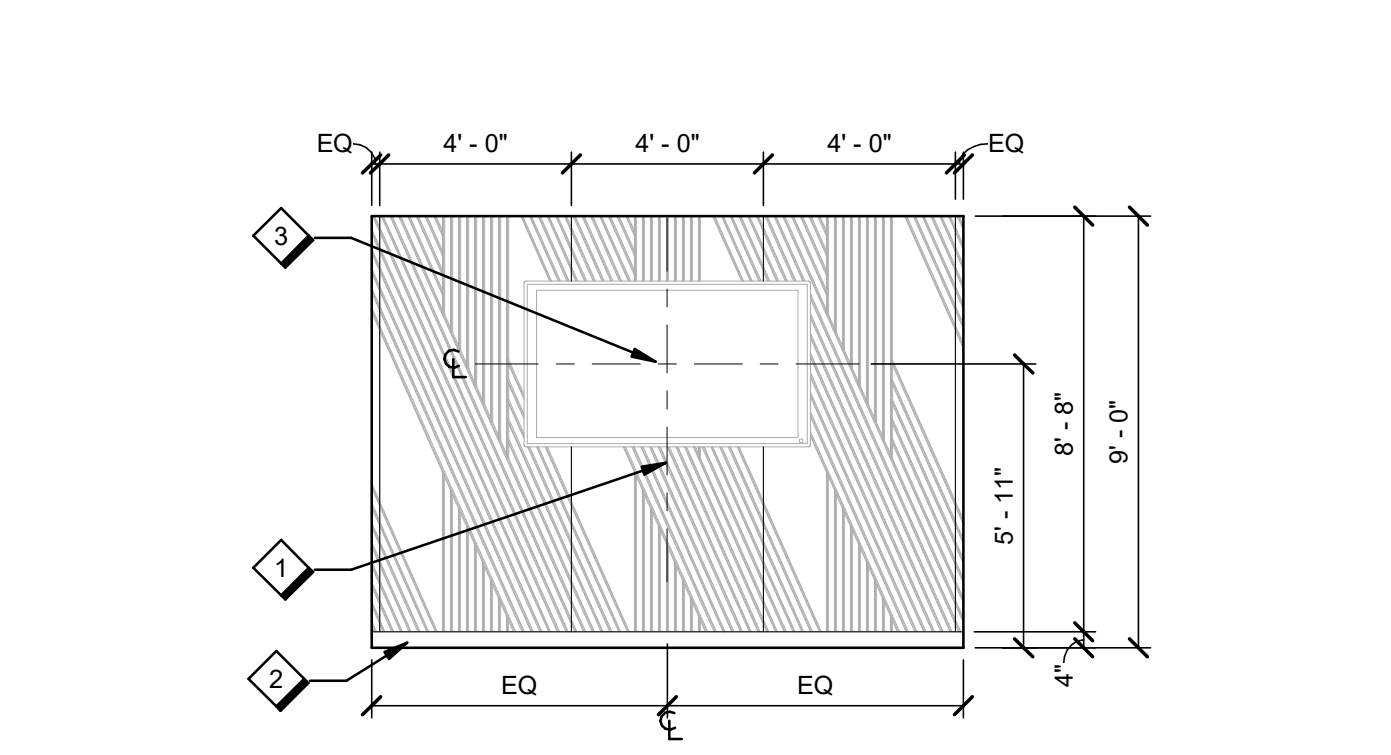


**E5 VENDING AREA ELEVATION**  
A252 1/4" = 1'-0"

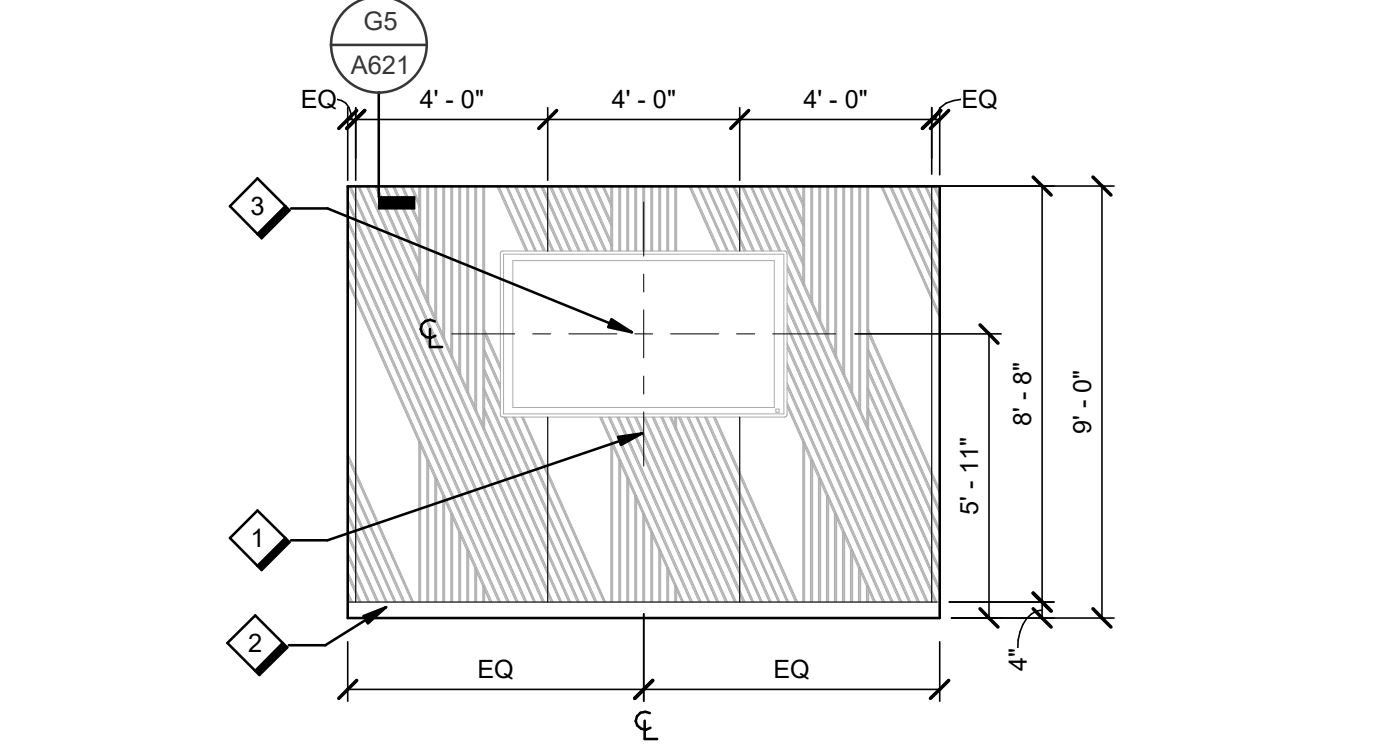
- ### SHEET NOTES
- ACOUSTICAL WALL PANEL AWP1 AS SCHEDULED, CENTER WALL PANEL ON PARTITION AS NOTED
  - WALL BASE RB1 AS SCHEDULED
  - WALL MOUNTED MONITOR (OFOI), CENTER ON AWP1 AS NOTED. PROVIDE BLOCKING AS REQUIRED. COORDINATE WITH ELECTRICAL.
  - SOLID SURFACE COUNTER SSM1 AS SCHEDULED
  - ROLL OUT TRASH/RECYCLE DRAWER
  - WOOD WALL CLADDING WCC1 AS SCHEDULED
  - ACOUSTICAL BAFFLE CEILING ABC1/ABC2 AS SCHEDULED
  - STACKED LOCKERS, REFER TO FF&E PACKAGE FOR MORE INFORMATION
  - EXTEND SSM1 TO UNDERSIDE OF UPPER CABINETS
  - GLASS MARKER BOARD MB1 AS SCHEDULED. PROVIDE BLOCKING AS REQUIRED.
  - SOLID SURFACE SSM1 COUNTER AND BACKSPLASH AS SCHEDULED
  - PAINT WALL AS SCHEDULED
  - UPPER AND LOWER CABINETS TO BE PL1 AS SCHEDULED
  - TERRAZZO WALL BASE TZB1 AS SCHEDULED



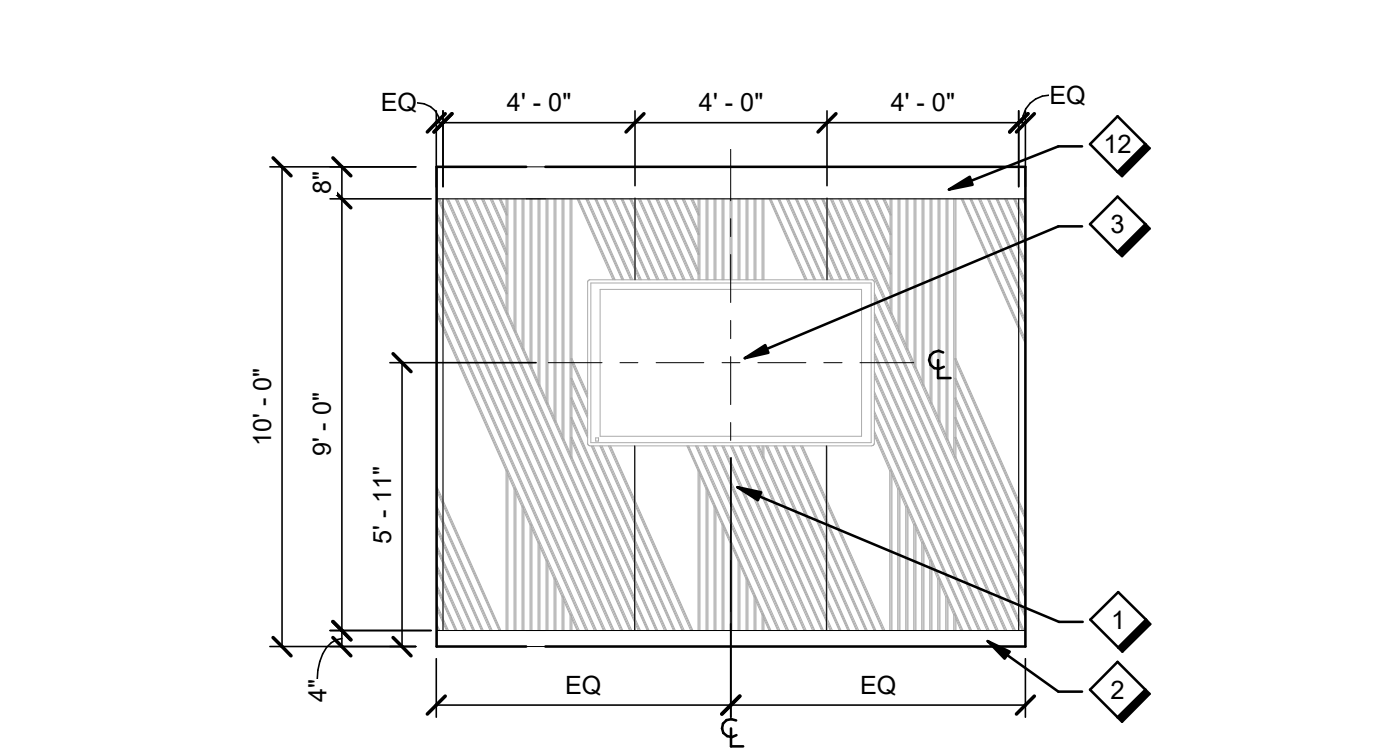
**E2 OPEN OFFICE 121 ELEVATION**  
A252 1/4" = 1'-0"



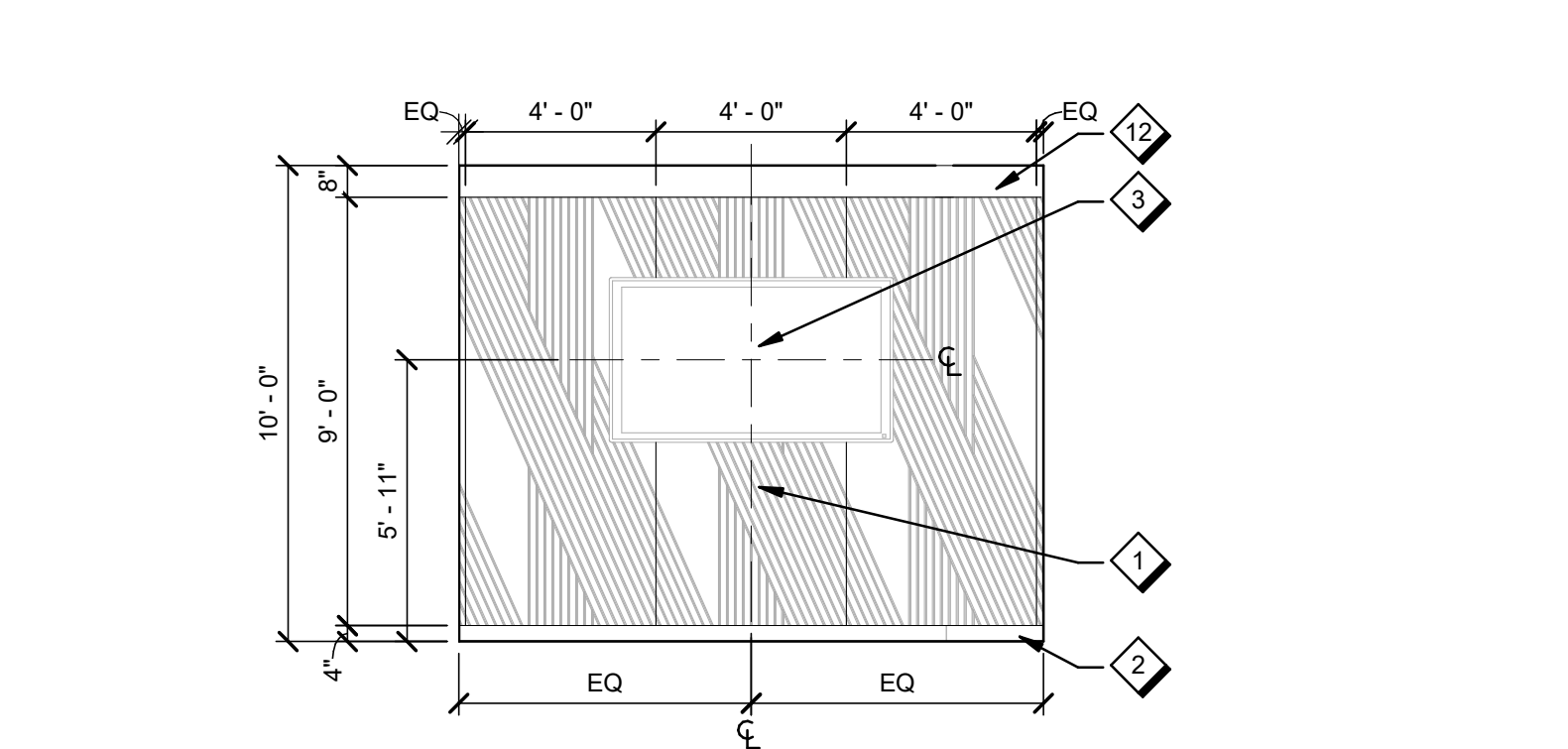
**C8 CONFERENCE 153 WEST ELEVATION**  
A252 1/4" = 1'-0"



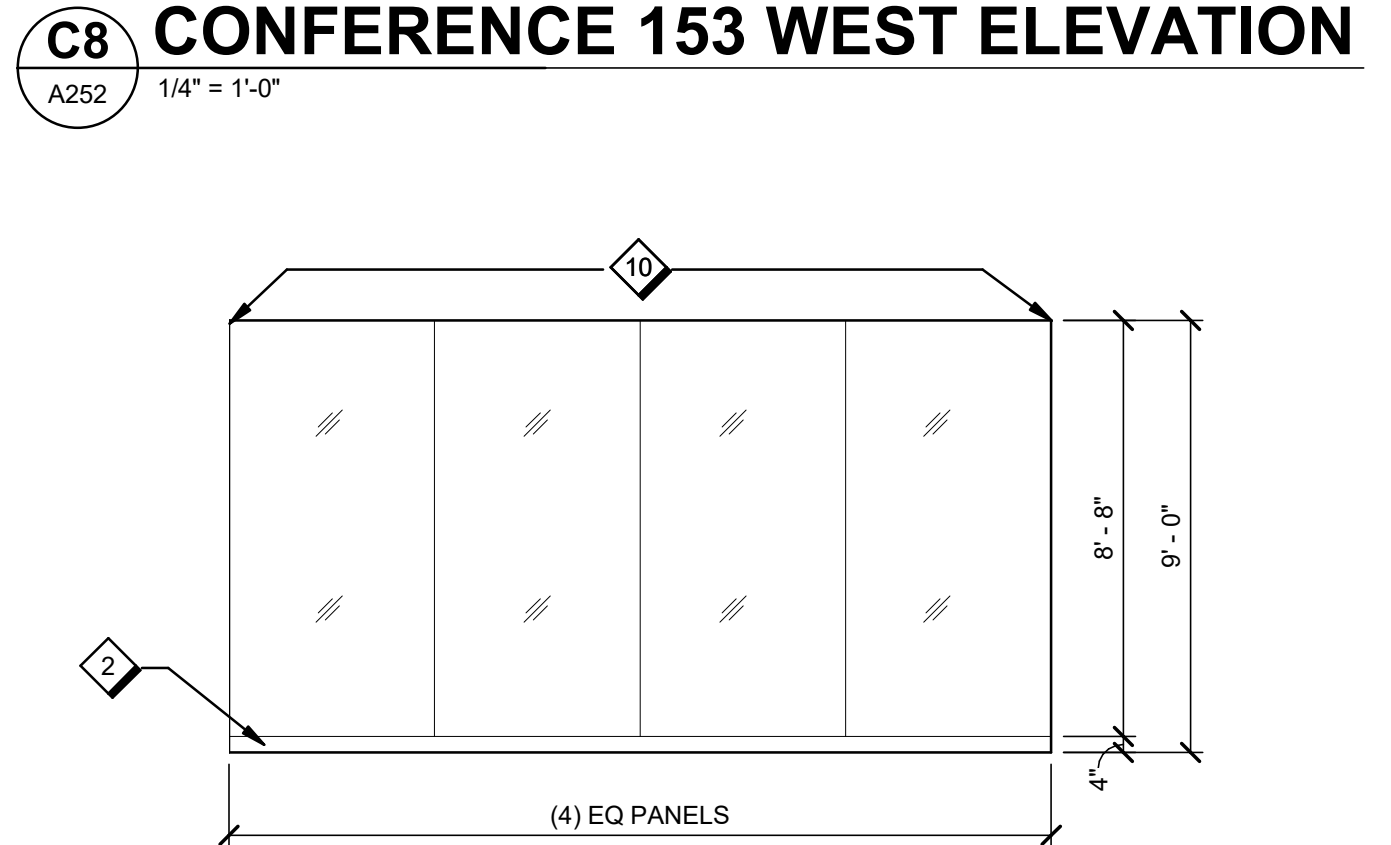
**C6 CONFERENCE 154 WEST ELEVATION**  
A252 1/4" = 1'-0"



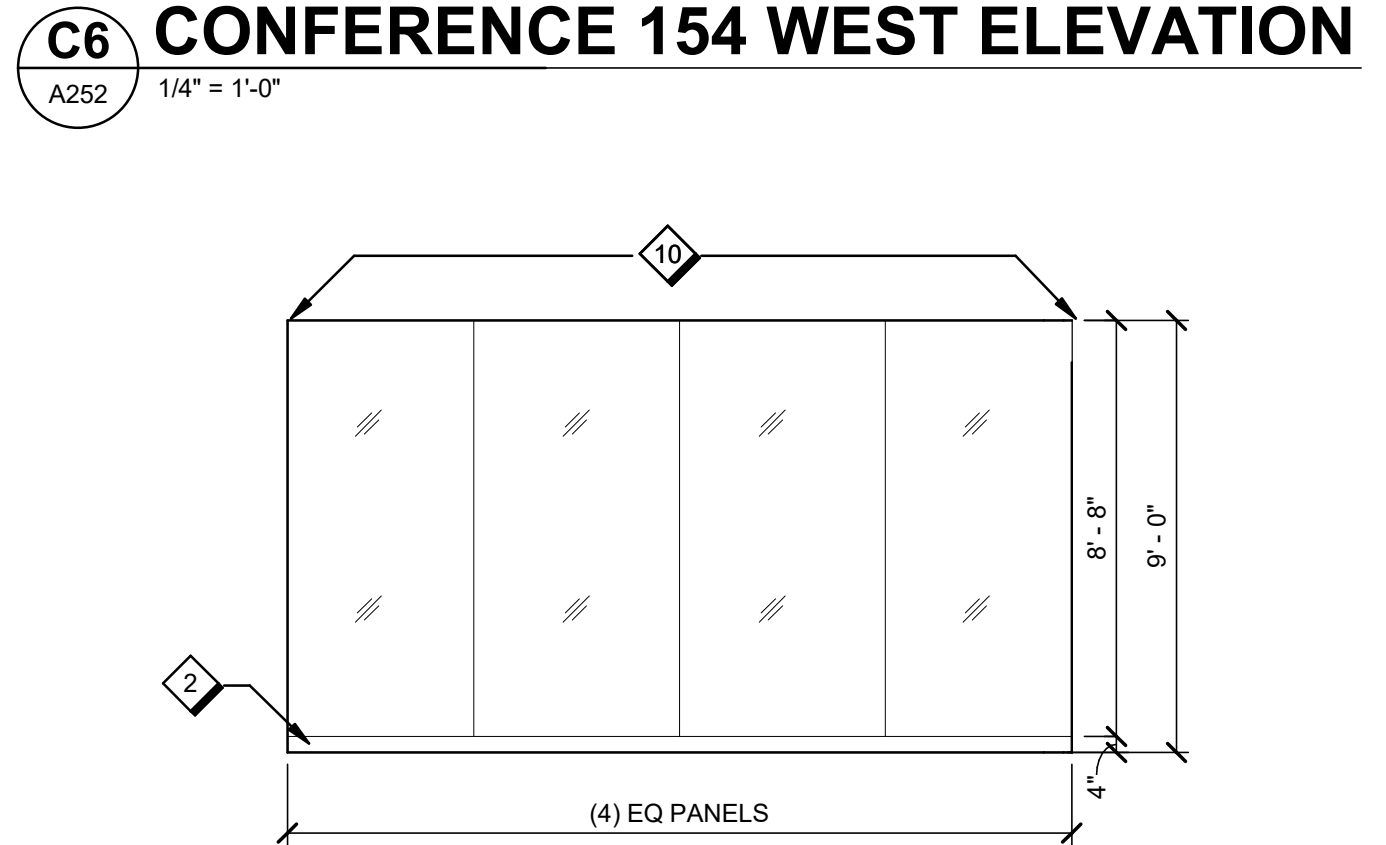
**C4 CONFERENCE 200 EAST ELEVATION**  
A252 1/4" = 1'-0"



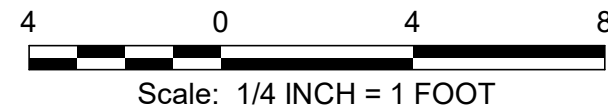
**C2 CONFERENCE 200 WEST ELEVATION**  
A252 1/4" = 1'-0"



**A8 CONFERENCE 153 NORTH ELEVATION**  
A252 1/4" = 1'-0"



**A6 CONFERENCE 154 NORTH ELEVATION**  
A252 1/4" = 1'-0"



A252

1/4" = 1'-0"

FOR OFFICIAL USE ONLY  
PUBLIC AVAILABILITY TO BE DETERMINED UNDER 5 USC 552

JACOBS 1100 N GLEBE RD. SUITE 500 ARLINGTON, VA 22201						
	REV.	APPROVED DATE	DESCRIPTION	JCN	REDLINE DATE	APVD

JACOBS

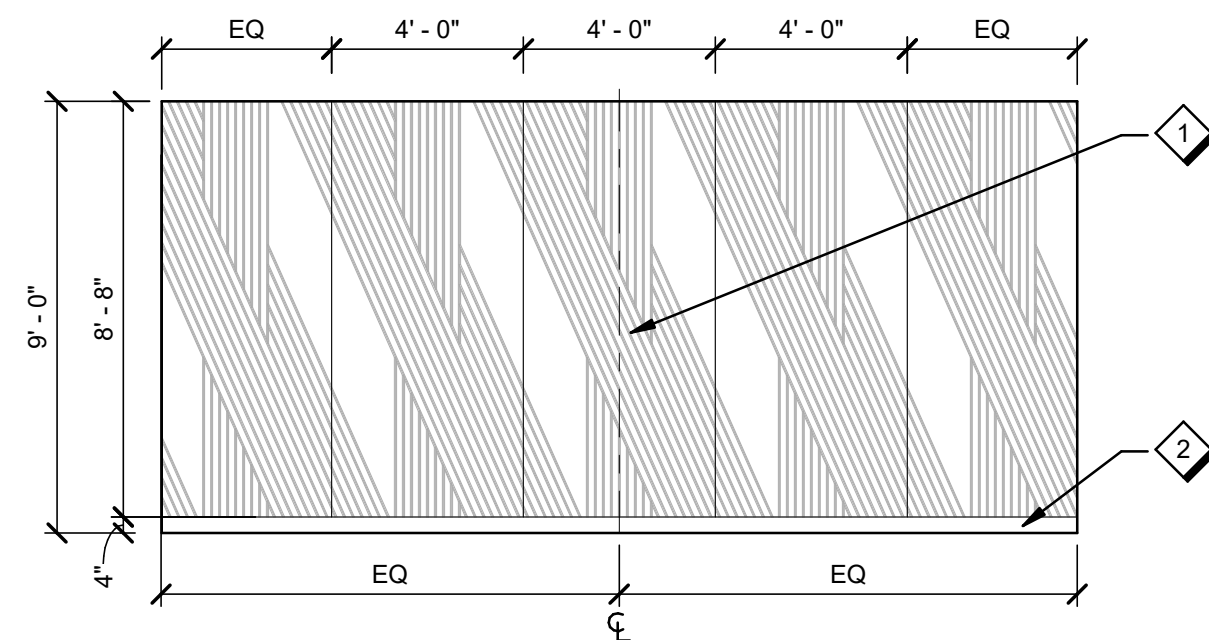
DEPARTMENT OF TRANSPORTATION  
FEDERAL AVIATION ADMINISTRATION  
EASTERN SERVICE AREA ATLANTA, GA  
WARRENTON ADMINISTRATIVE BUILDING  
INTERIOR ELEVATIONS  
WARRENTON DCCA ADM VA

REVIEWED BY	SUBMITTED BY		APPROVED BY	
	SUBMITTER'S TITLE		APPROVER'S TITLE	
DESIGNED BY	K. MILLER	ISSUED BY	ENGINEERING SERVICES TERMINAL	
DRAWN BY	K. MILLER	DATE	03/11/2022	JCN: 21001763
CHECKED BY	K. CHARBONEAU	DRAWING NO.	DCCA - D - ADM - A252	
				REV.

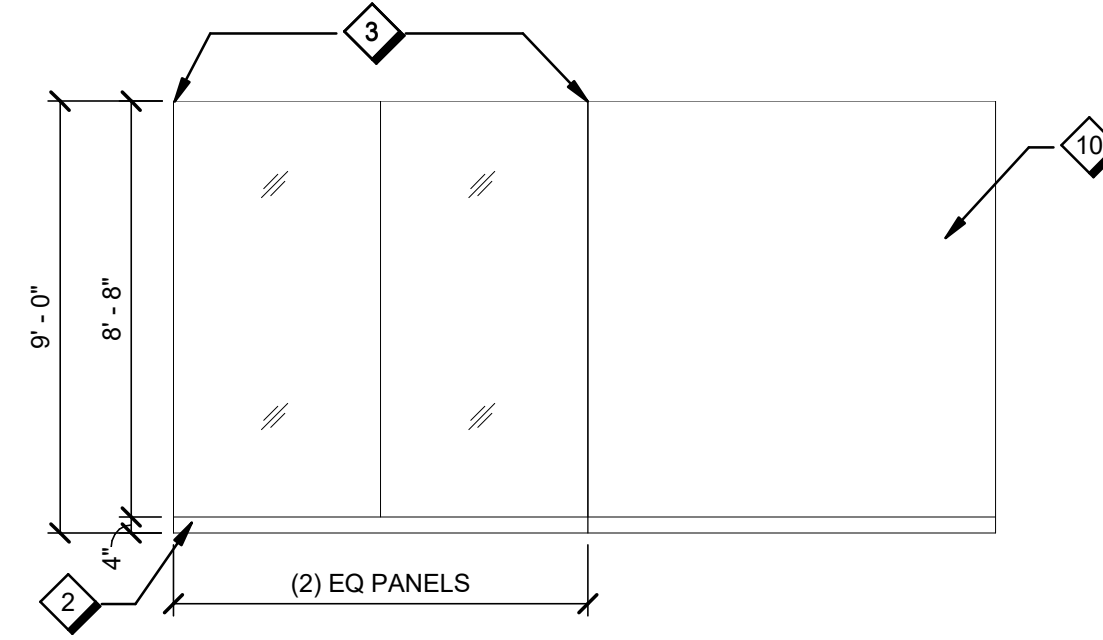
DCCA ADM  
WARRENTON, VA



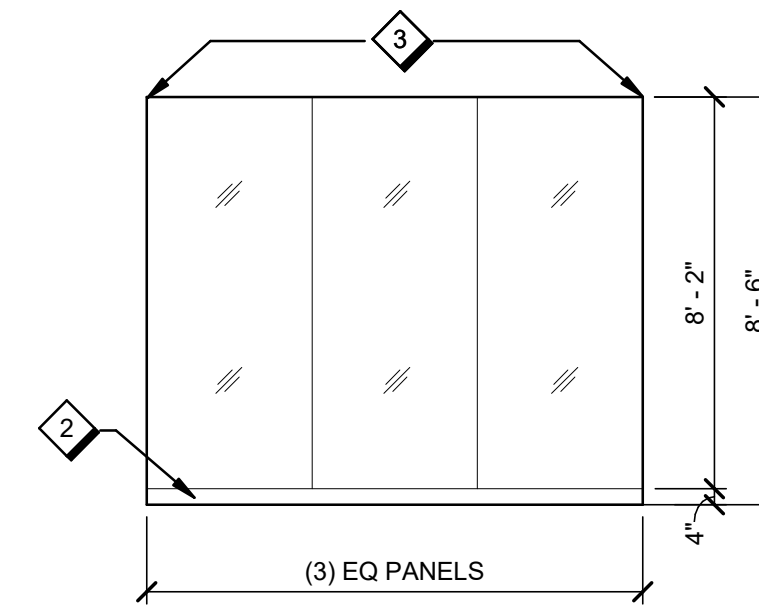
- |    |  |
|----|--|
| 1  | ACOUSTICAL WALL PANEL AWP1 AS SCHEDULED, CENTER WALL PANEL ON PARTITION AS NOTED |
| 2  | WALL BASE RB1 AS SCHEDULED   |
| 3  | GLASS MARKER BOARD MB1 AS SCHEDULED. PROVIDE BLOCKING AS REQUIRED.               |
| 4  | ELEVATOR HANDRAIL, SATIN STAINLESS STEEL FINISH                                  |
| 5  | HANDRAIL PANEL, STAINLESS STEEL SATIN FINISH                                     |
| 6  | ELEVATOR BASE FACING, STAINLESS STEEL SATIN FINISH                               |
| 7  | CORNER REVEAL, ALUMINUM CLEAR ANODIZED FINISH                                    |
| 8  | CEILING TO BE STAINLESS STEEL SANDSTONE, MPC1 WITH (6) LED DOWNLIGHTS            |
| 9  | TERRAZZO FLOOR AS SCHEDULED, LVT AS AN OPTION                                    |
| 10 | PAINT WALL AS SCHEDULED  |



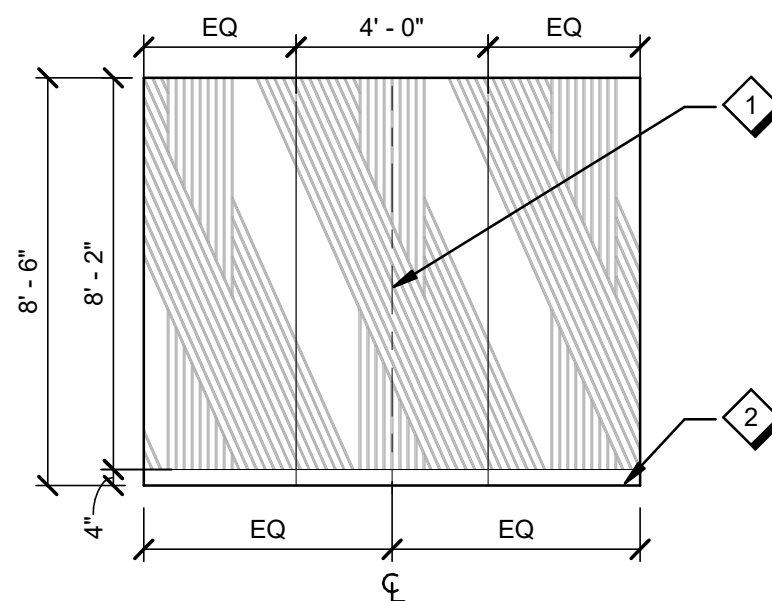
**G8 CONFERENCE 203 WEST ELEVATION**  
A253 1/4" = 1'-0"



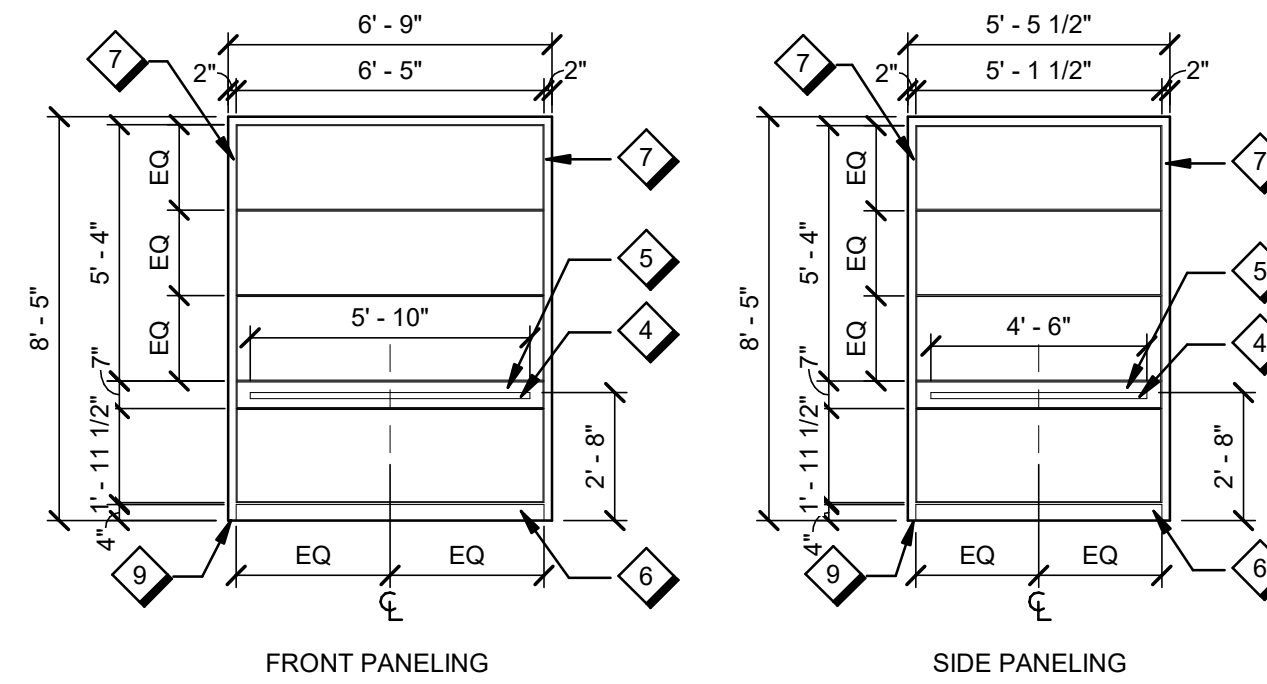
**G6 CONFERENCE 203 NORTH ELEVATION**



**G4 HUDDLE 220 NORTH ELEVATION**  
A253 1/4" = 1'-0"

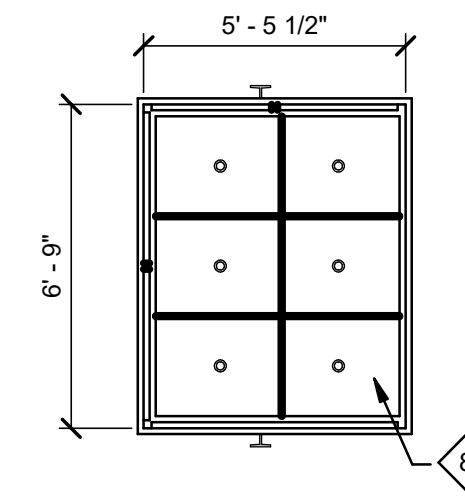


## E8 TYPICAL BREAK OUT ELEVATION

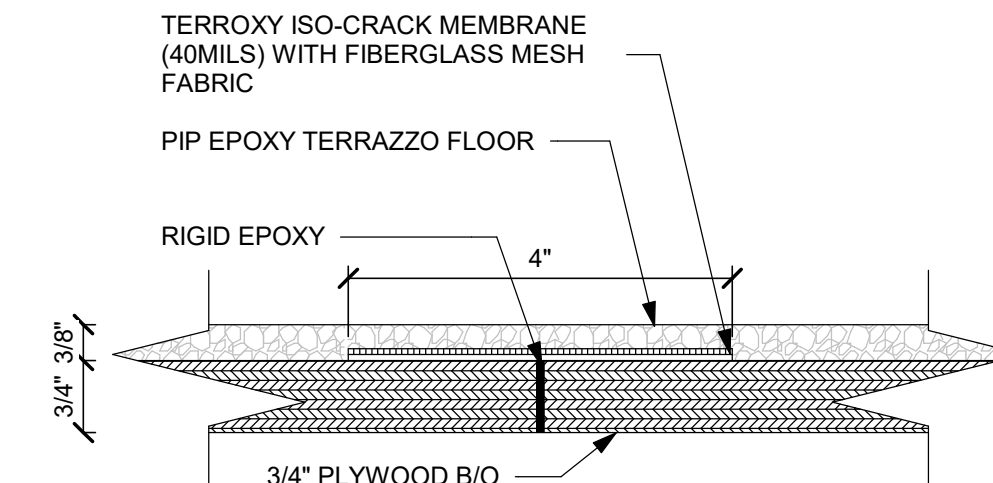


ELEVATOR PANELING BASIS OF DESIGN: FORMS + SURFACES LEVEL E-104 #1.

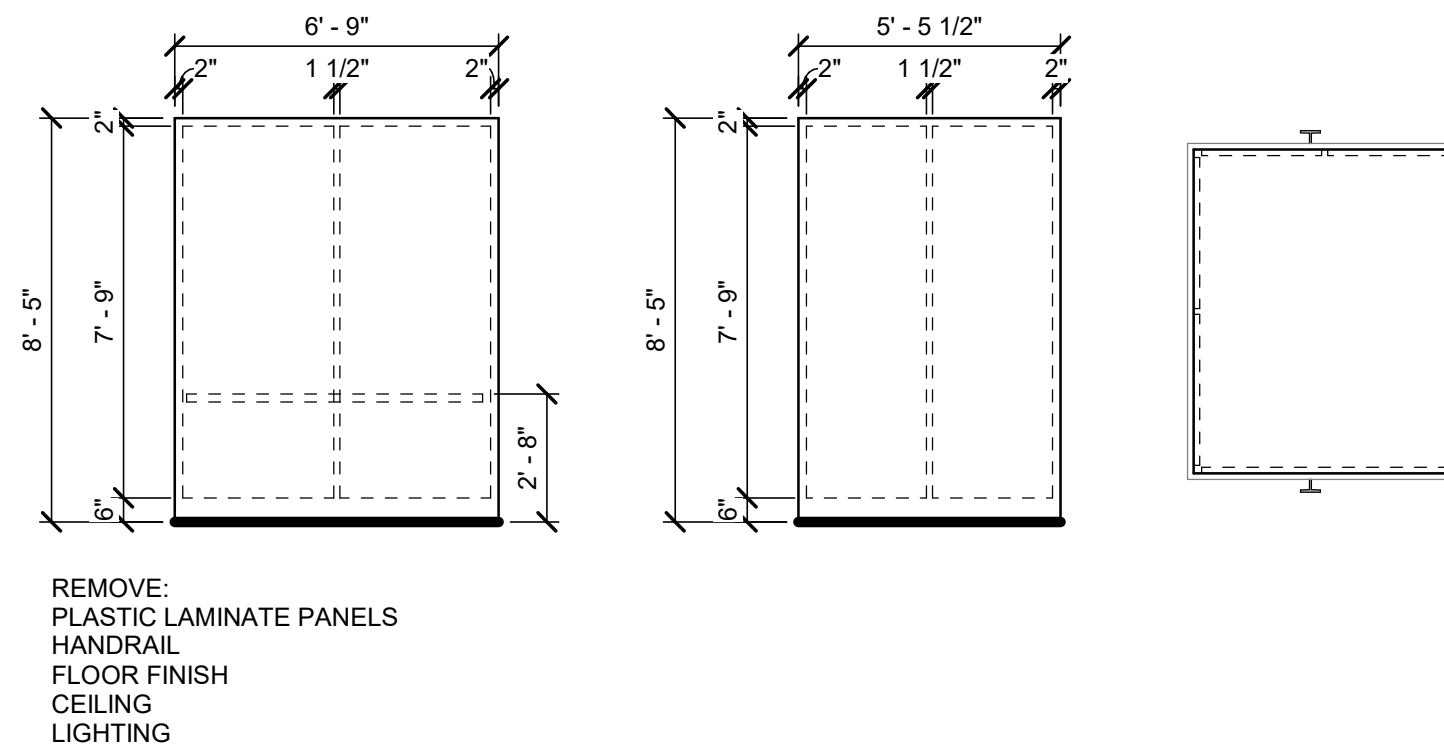
PANELS ABOVE HANDRAIL TO BE WP1 / PANEL BELOW HANDRAIL TO BE WP2. REFER TO A530 FOR INTERIOR MATERIAL FINISH LEGEND.



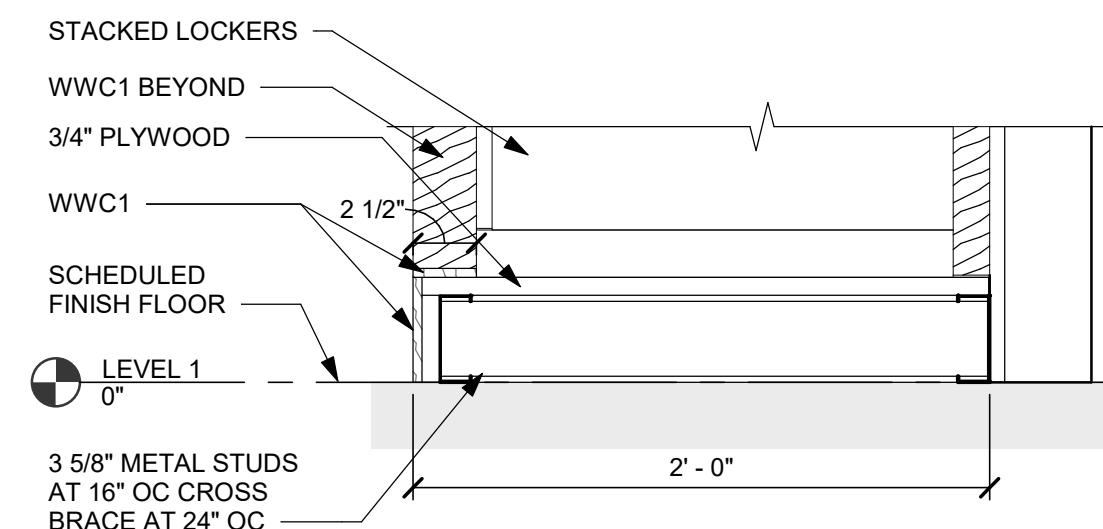
## E4 ELEVATOR CEILING NEW



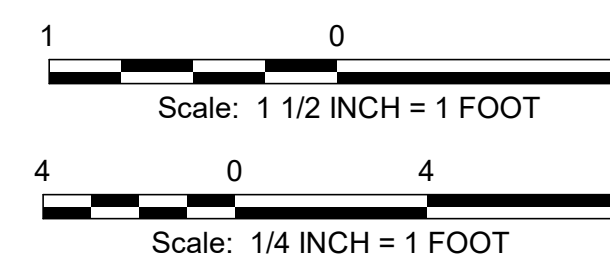
## E2 ELEVATOR TERRAZZO FLOOR



## C8 ELEVATOR ELEVATION DEMO



**C6 LOCKER BASE DETAIL**



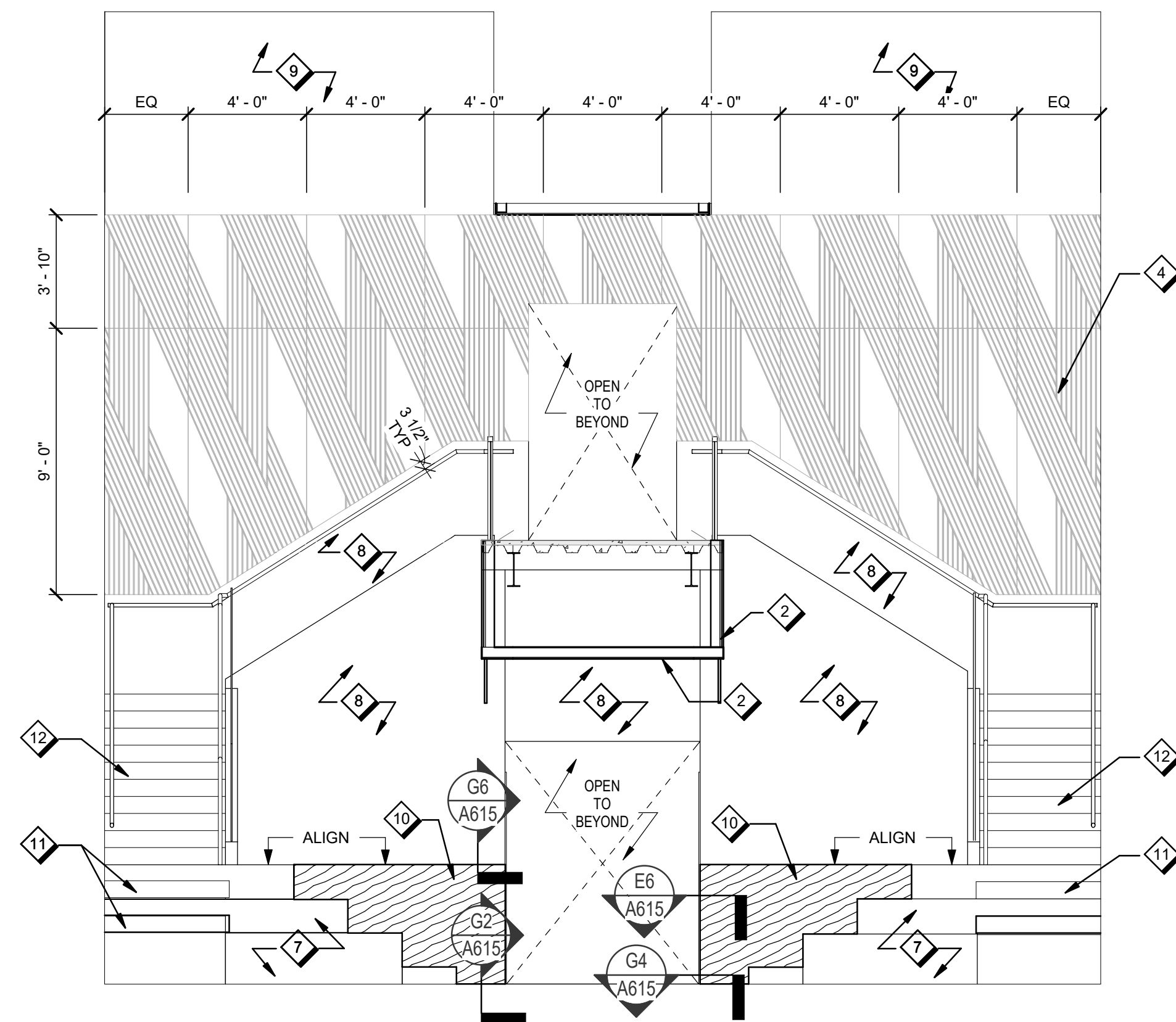
FOR OFFICIAL USE ONLY											
PUBLIC AVAILABILITY TO BE DETERMINED UNDER 5 USC 552											
REV.	APPROVED DATE	DESCRIPTION						JCN	REDLINE DATE	APR	
DEPARTMENT OF TRANSPORTATION											
FEDERAL AVIATION ADMINISTRATION											
EASTERN SERVICE AREA						ATLANTA, GA					
WARRENTON ADMINISTRATIVE BUILDING											
INTERIOR ELEVATIONS AND ELEVATOR ELEVATIONS											
WARRENTON						DCCA ADM					
REVIEWED BY		SUBMITTED BY						APPROVED BY			
		SUBMITTER'S TITLE						APPROVER'S TITLE			
DESIGNED BY		K. MILLER		ISSUED BY		DATE		03/11/2022		JCN: 21001763	
DRAWN BY		K. MILLER		ENGINEERING SERVICES		DRAWING NO.				RE	
CHECKED BY		K. CHARRON(FAU)		TERMINAL		DCCA - D - ADM - A253					

PLOT DATE/TIME: 4/14/2022 10:06:39 AM

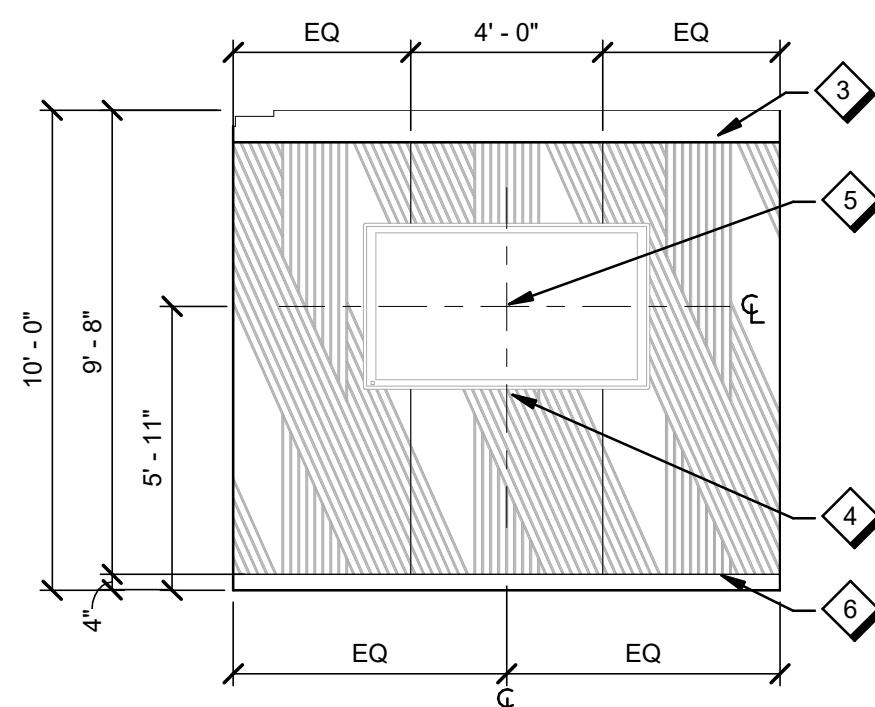


SHEET NOTES 

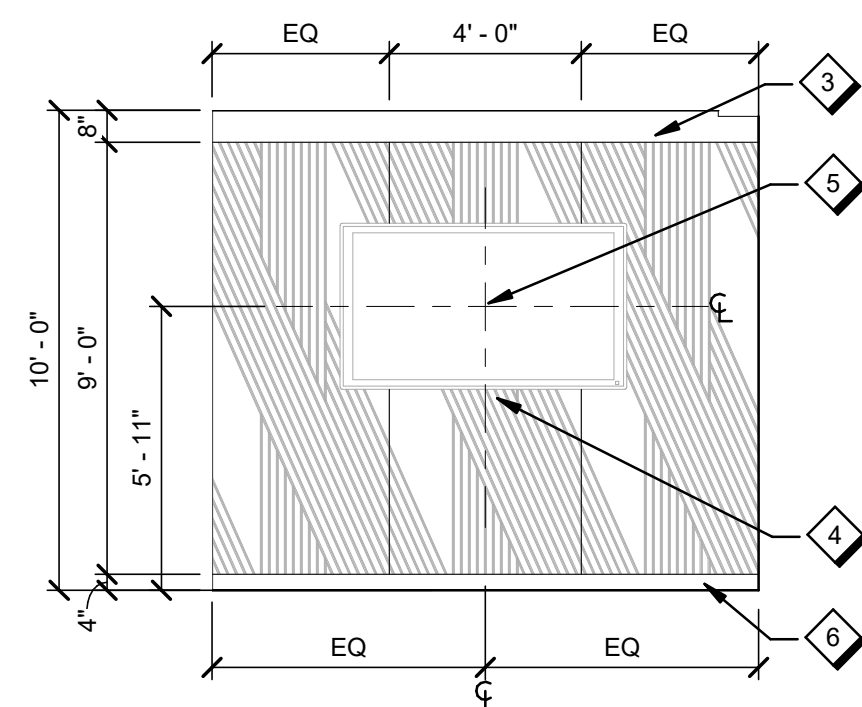
- |    |   |
|----|---|
| 1  | ACOUSTICAL BAFFLE CEILING ABC1/ABC2 AS SCHEDULED  |
| 2  | WOOD WALL PLANKS WWP1 AS SCHEDULED  |
| 3  | PAINT WALL AS SCHEDULED   |
| 4  | ACOUSTICAL WALL PANEL AWP2 AS SCHEDULED, CENTER WALL PANEL ON PARTITION AS NOTED                                |
| 5  | WALL MOUNTED MONITOR (OFOI), CENTER ON AWP2 AS NOTED. PROVIDE BLOCKING AS REQUIRED, COORDINATE WITH ELECTRICAL. |
| 6  | TERRAZZO WALL BASE TZB1 AS SCHEDULED  |
| 7  | WTR1 WOOD CLAD STEPPED SEATING  |
| 8  | PAINT WALL PT1 AS SCHEDULED   |
| 9  | APC4 MINERAL FIBER ACOUSTICAL PANEL, PAINTED PT1  |
| 10 | WOOD WALL CLADDING WWC1 AS SCHEDULED  |
| 11 | TZS1 TERRAZZO STEP BETWEEN WOOD CLAD STEP   |
| 12 | TZS1 TERRAZZO TREAD & RISER ON METAL STAIR  |
| 13 | ANODIZED ALUMINUM ANGLE CORNER TRIM   |
| 14 | CEILING PLANE   |
| 15 | INTERSECTING PARTITION AT OPENING   |
| 16 | GWB PARTITION TO DECK BEYOND  |



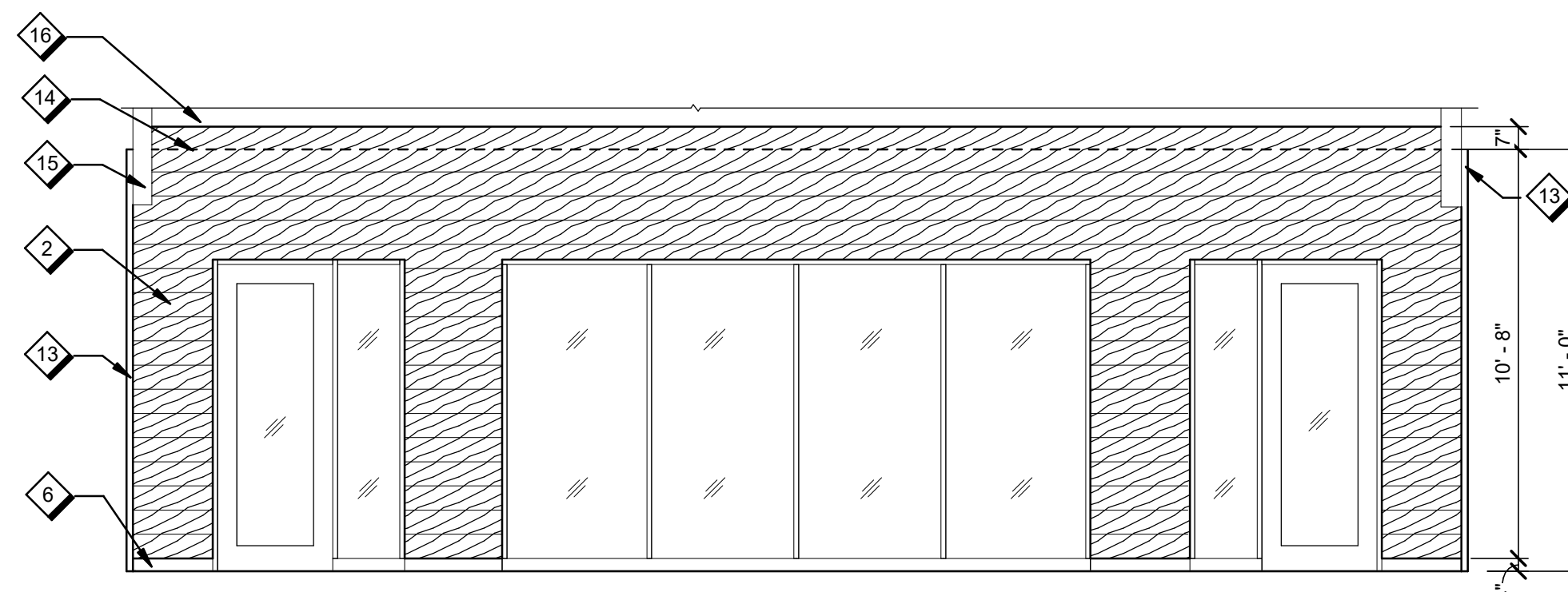
**E8 LOBBY SOUTH ELEVATION**  
A403 1/4" = 1'-0"



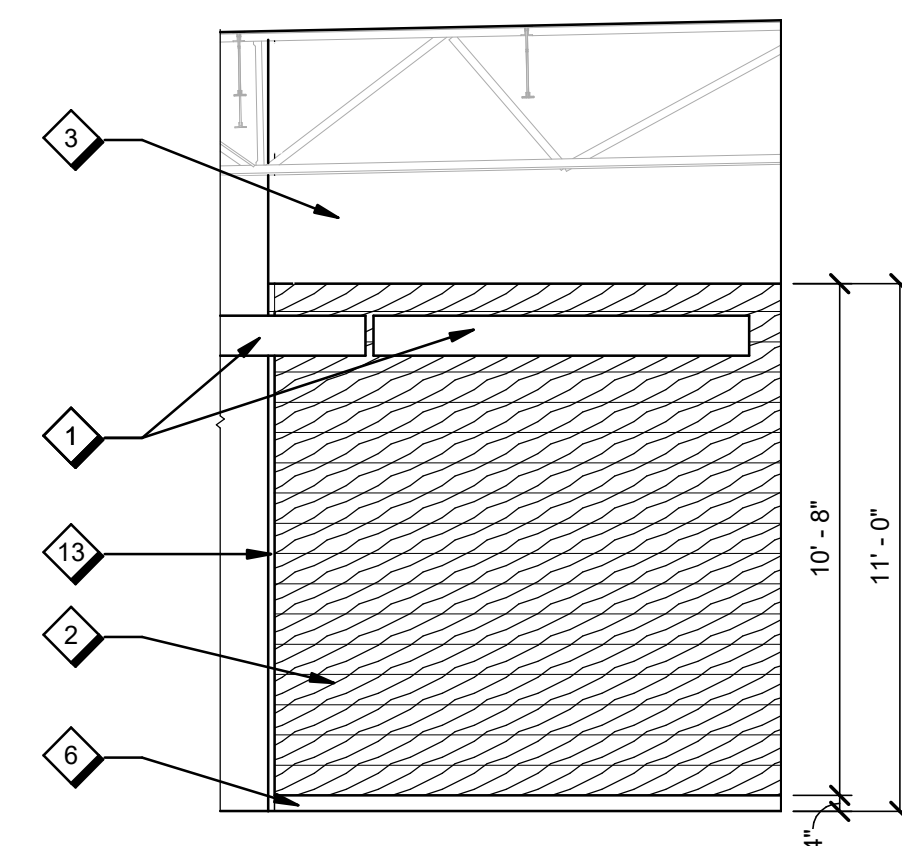
## **G5 VESTIBULE 102 WEST ELEVATION**



**G4 VESTIBULE 102 EAST ELEVATION**  
A403 1/4" = 1'-0"



## **E5 CONFERENCE 200 ELEVATION**



**D2 CONFERENCE 200 ELEVATION**

FOR OFFICIAL USE ONLY  
PUBLIC AVAILABILITY TO BE DETERMINED UNDER 5 USC 552

[illegible]

# Jacobs

DCCA ADM  
WARRENTON, VA

DESIGNED BY	K. MILLE
DRAWN BY	K. MILLE
CHECKED BY	K. CHARRONEA

ISSUED BY  
ENGINEERING  
SERVICES  
TERMINAL

DATE	03/11/2022	JCN:	21001763
DRAWING NO.			
DCCA - D - ADM - A403			

4 0 4  
Scale: 1/4 INCH = 1 FOOT



PLOT DATE/TIME: 4/14/2022 10:06:46 AM

A B C D E F G H

H

G

F

E

D

C

B

A

H

G

F

E

D

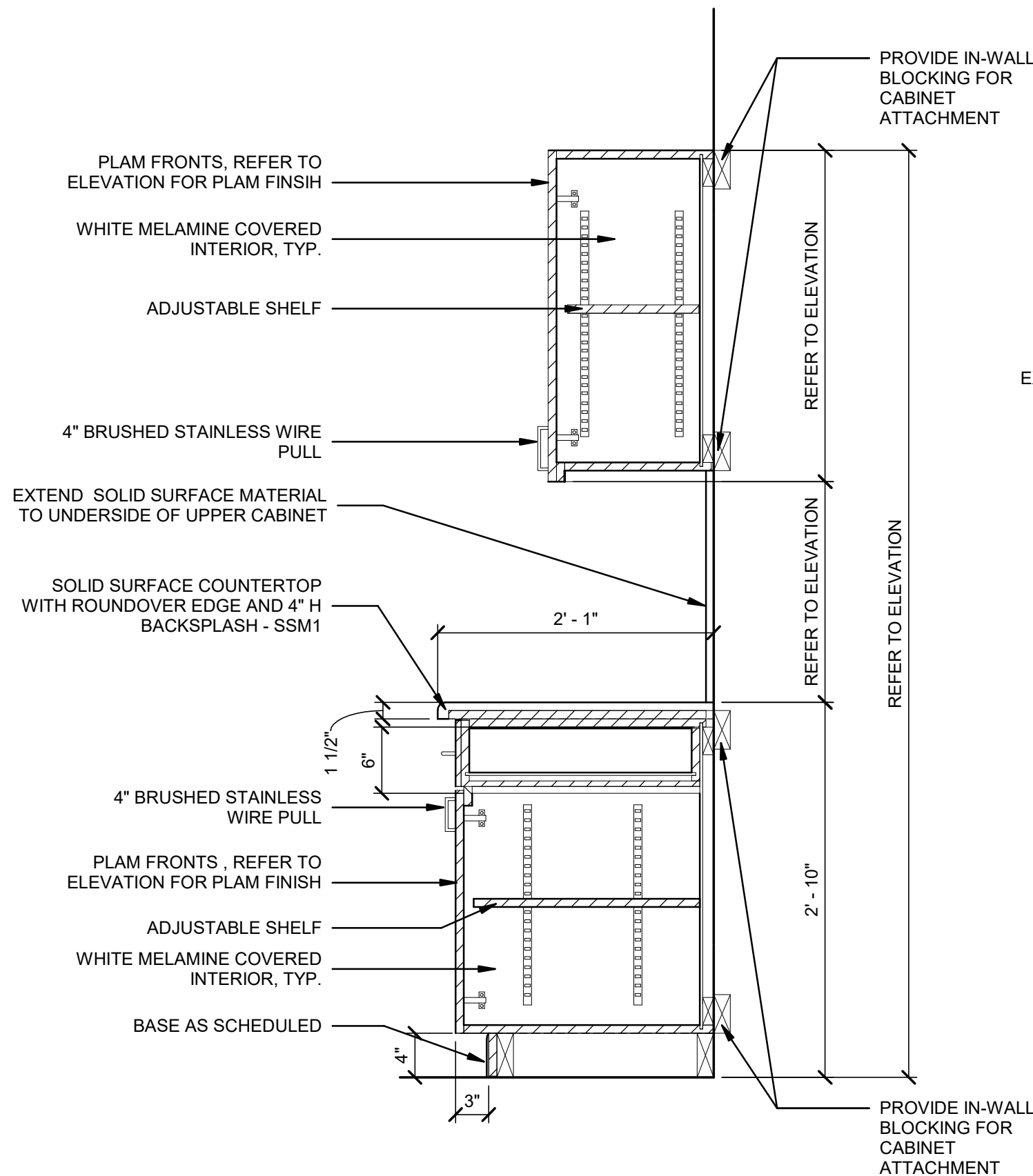
C

B

A

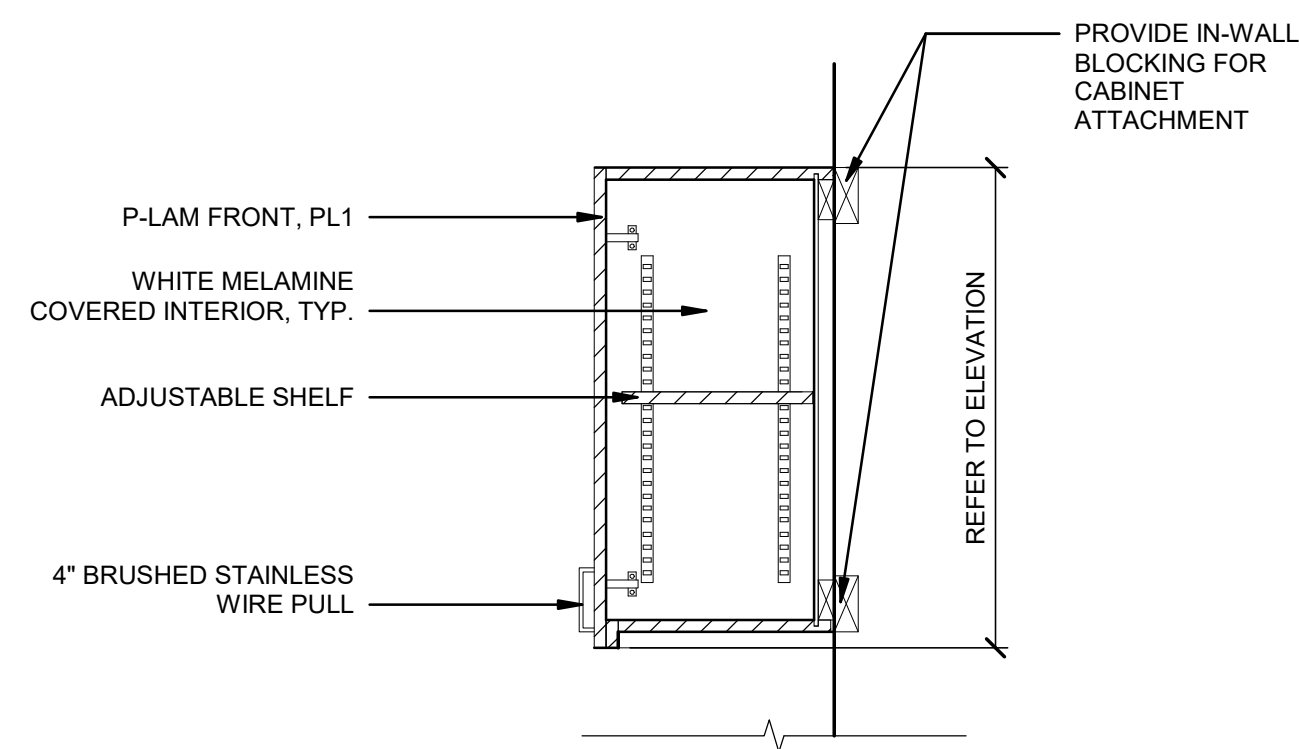
## E8 UPPER AND BASE CABINETS

A640 1" = 1'-0"



## C8 BASE CABINET WITH SINK

A640 1" = 1'-0"

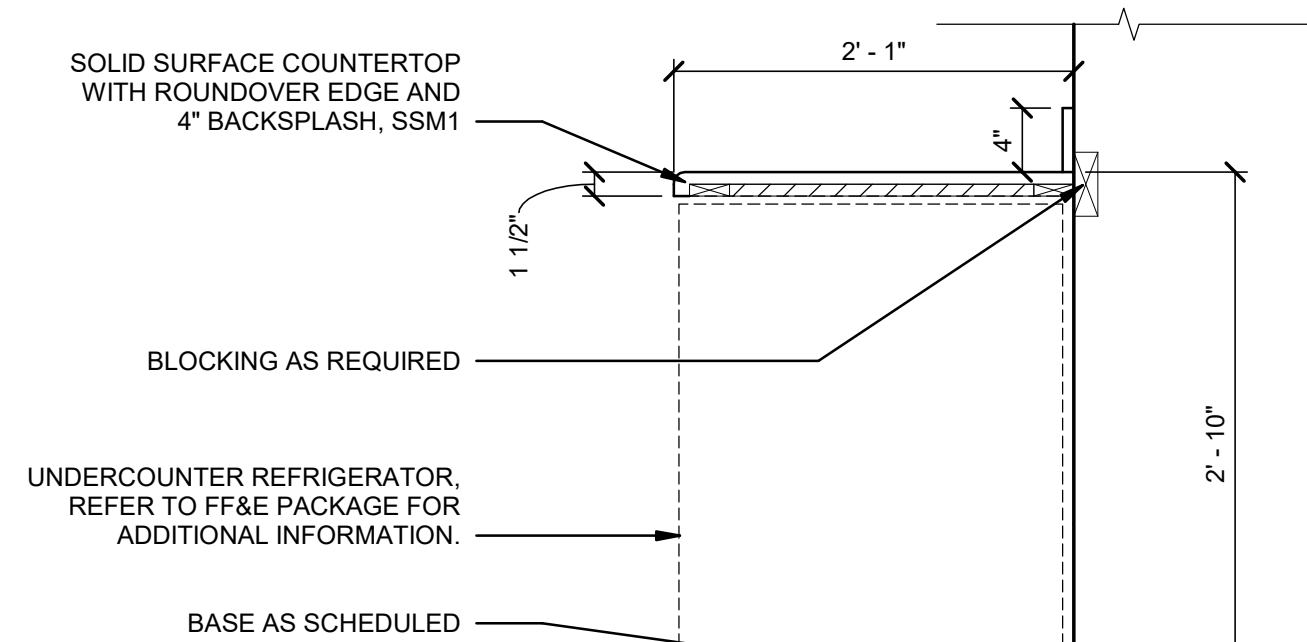


## A8 UPPER CABINET, TYP.

A640 1" = 1'-0"

## E6 UPPER AND BASE CABINETS AT SINK

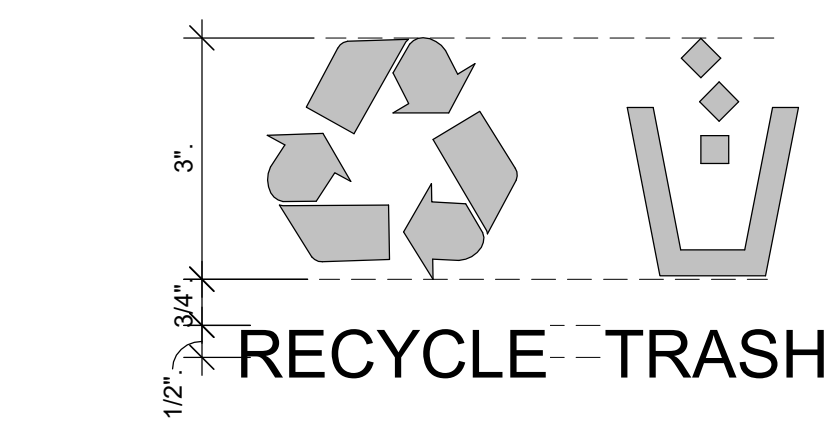
A640 1" = 1'-0"



## C6 COUNTER AT APPLIANCE

A640 1" = 1'-0"

TOP EDGE OF GRAPHIC TO BE 2" BELOW SURFACE MOUNTED PULL, OR TO BE 5" BELOW TOP EDGE OF DOOR PANEL WHEN TAB PULL IS PRESENT. COORDINATE ON SITE. GRAPHICS TO HORIZONTALLY ALIGN.

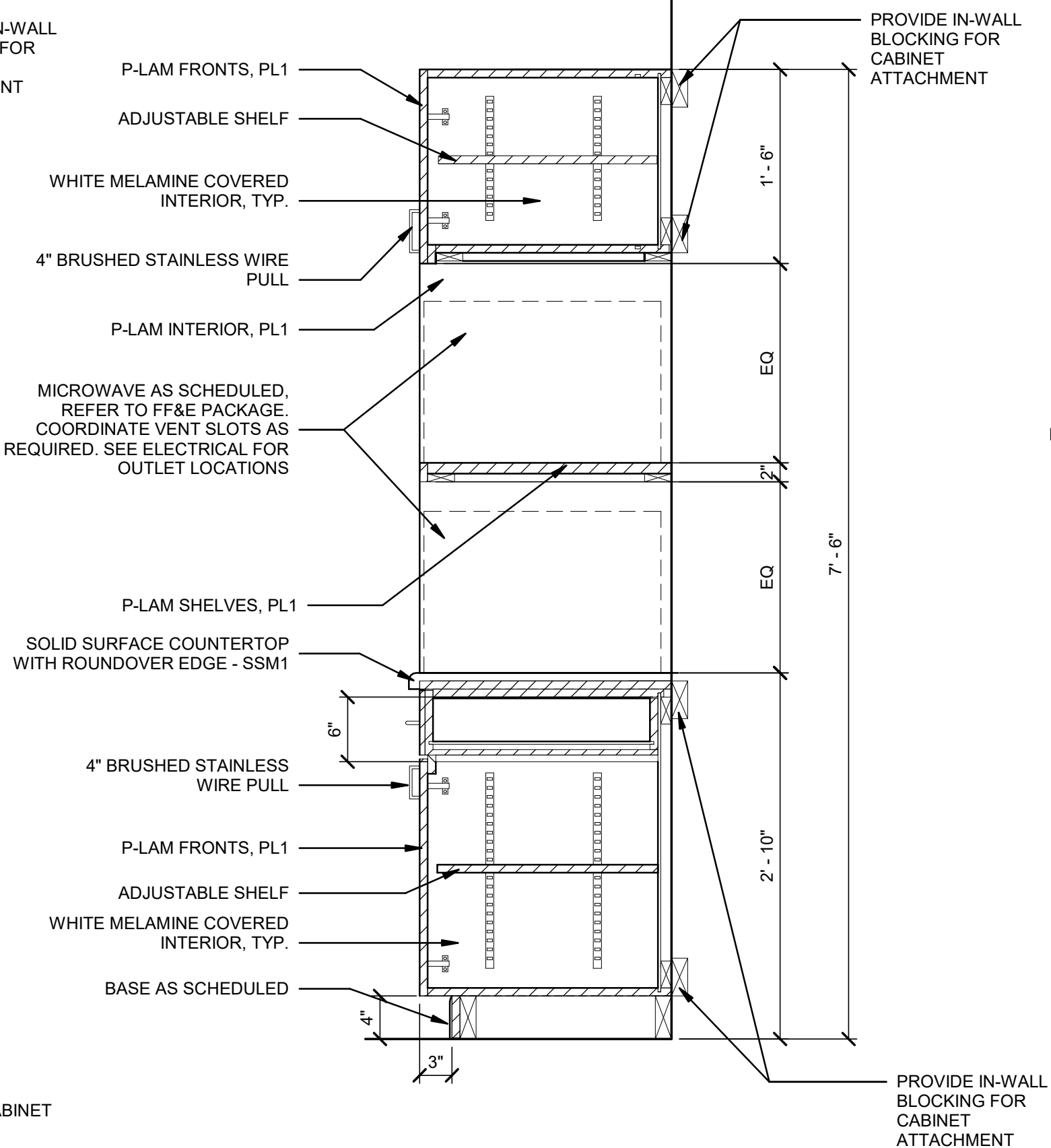


## A6 BASE CABINET TRASH DRAWER GRAPHIC

A640 1" = 1'-0"

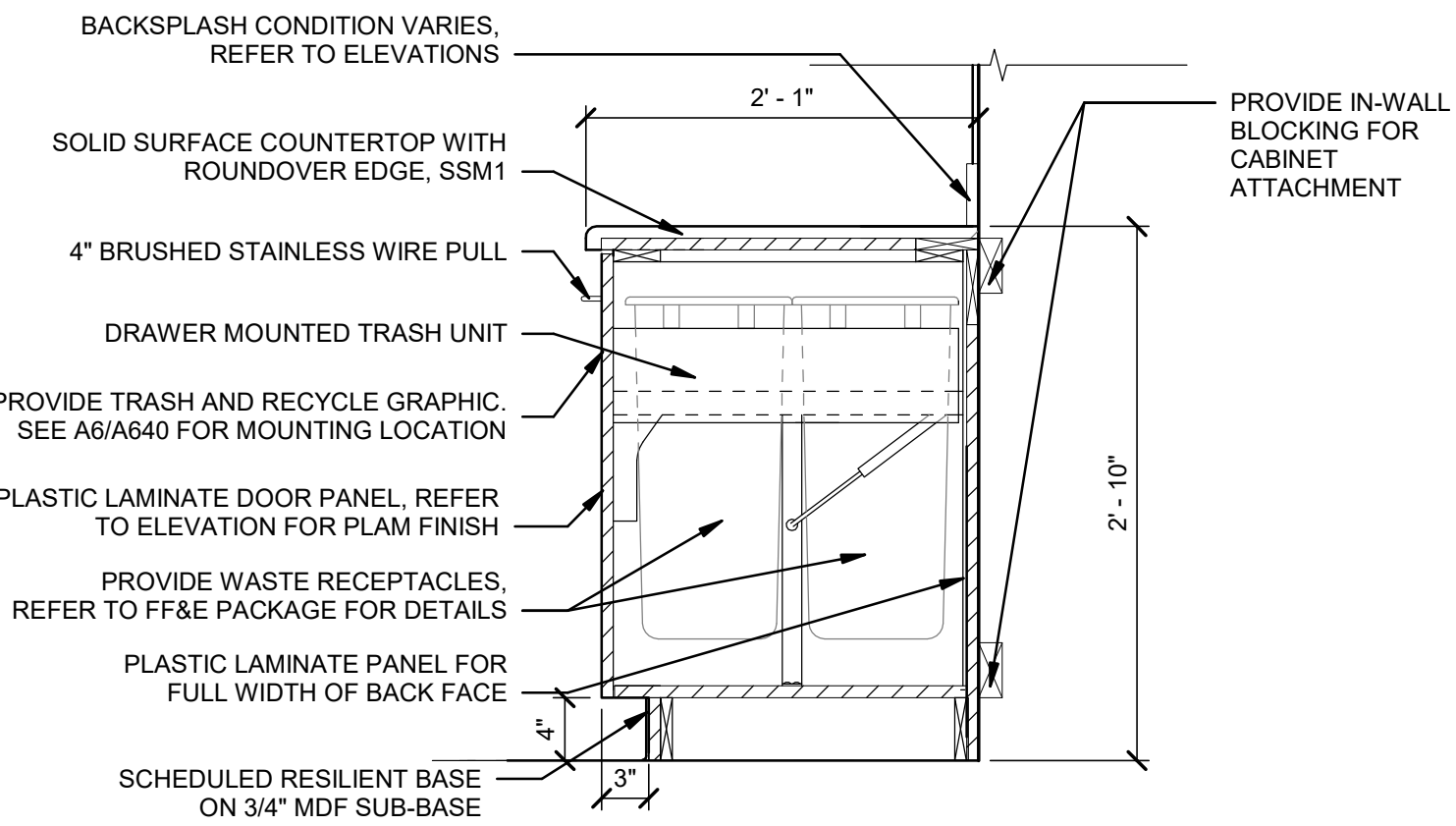
## E4 MICROWAVE CABINET TOWER

A640 1" = 1'-0"



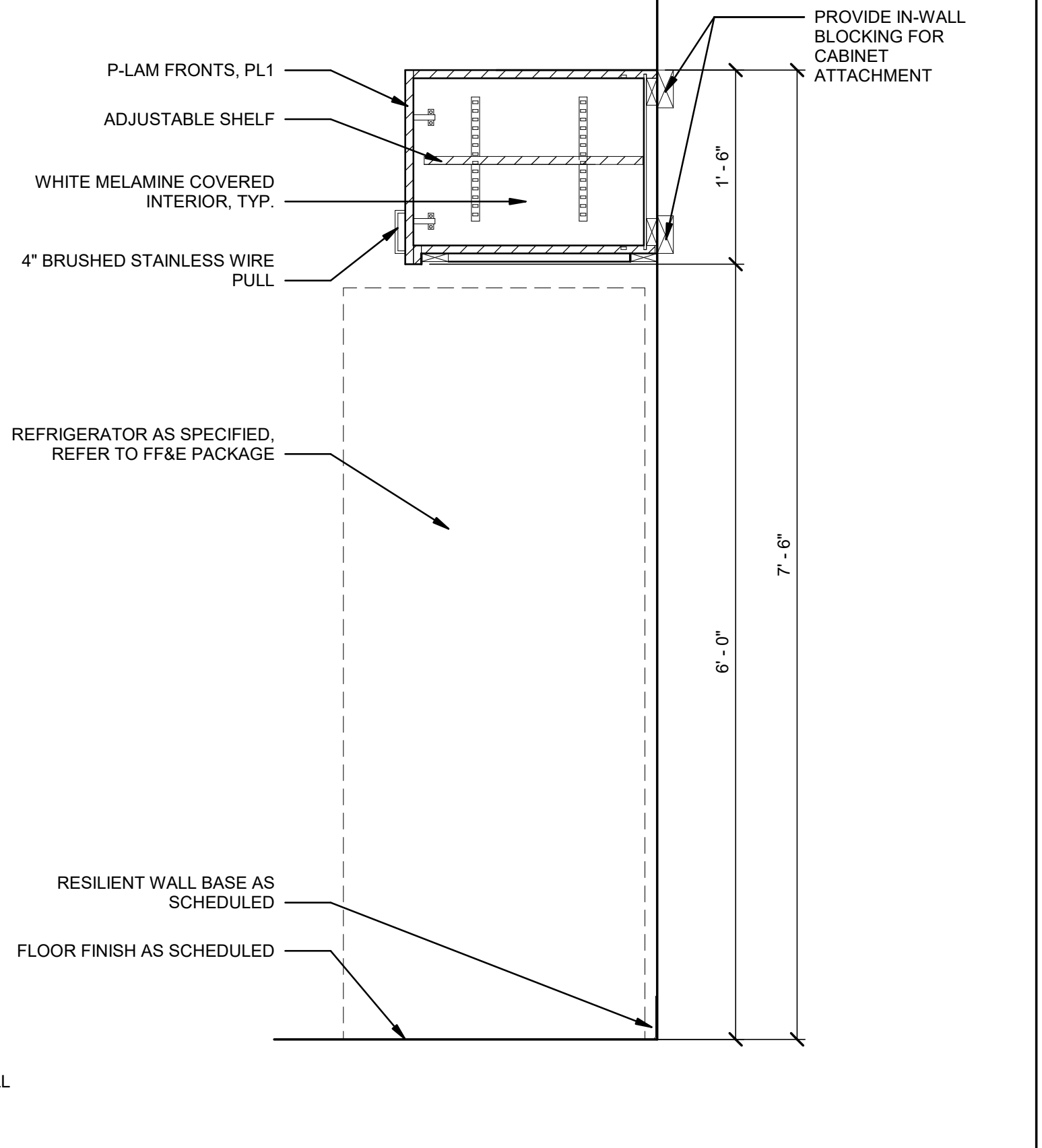
## C4 BASE CABINET AT TRASH DRAWER

A640 1" = 1'-0"



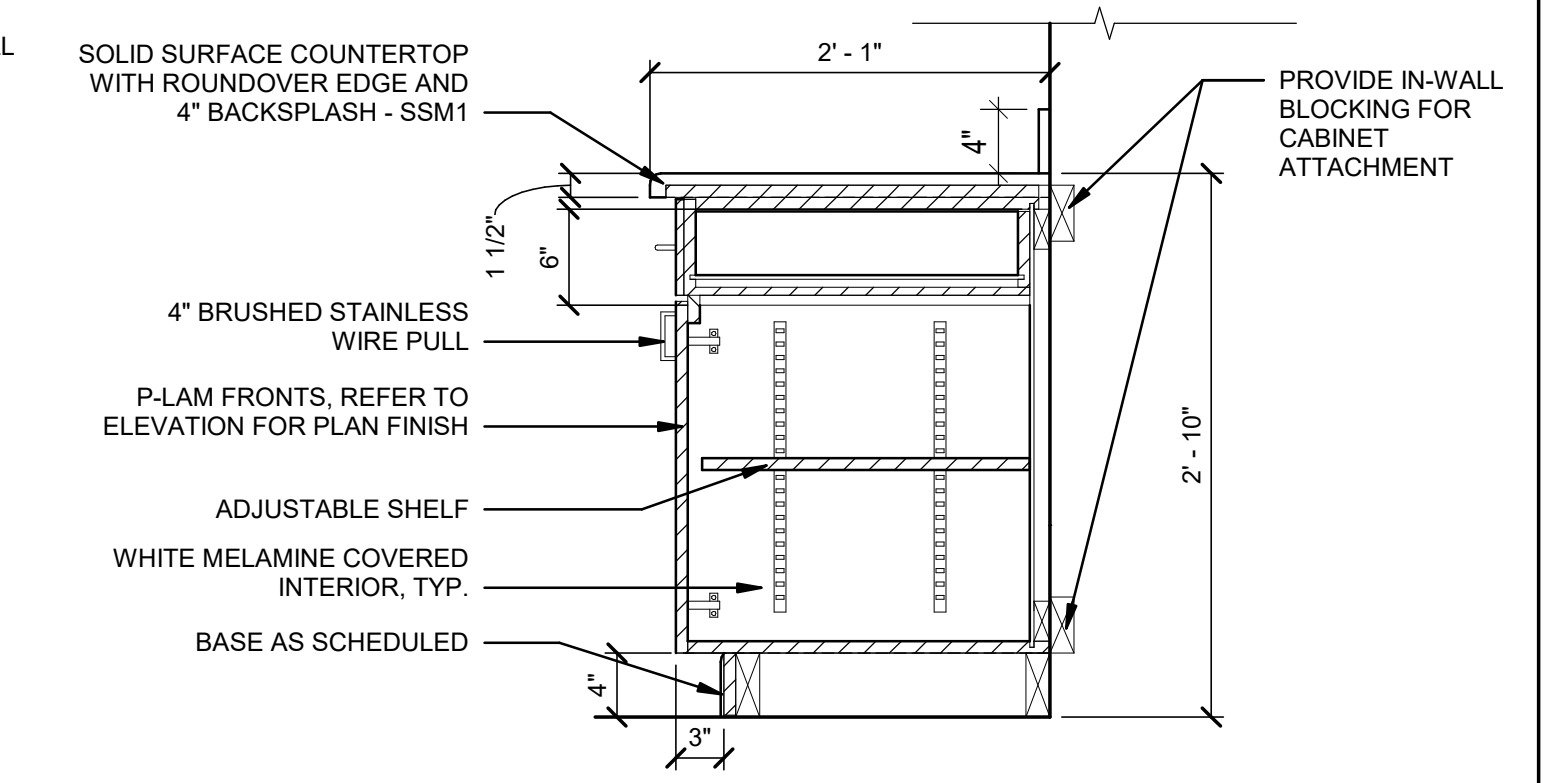
## E2 UPPER CABINET AT REFRIGERATOR

A640 1" = 1'-0"



## C2 BASE CABINET WITH DRAWER

A640 1" = 1'-0"



FOR OFFICIAL USE ONLY  
PUBLIC AVAILABILITY TO BE DETERMINED UNDER 5 USC 552

JACOBS  
1100 N GLEBE RD.  
SUITE 500  
ARLINGTON, VA 22201

**Jacobs**

DCCA ADM  
WARRENTON, VA

REV.	APPROVED DATE	DESCRIPTION	JCN	REDLINE DATE	AP/D
DEPARTMENT OF TRANSPORTATION FEDERAL AVIATION ADMINISTRATION EASTERN SERVICE AREA ATLANTA, GA WARRENTON ADMINISTRATIVE BUILDING					
MILLWORK DETAILS					
WARRENTON			DCCA ADM		VA
REVIEWED BY	SUBMITTED BY		APPROVED BY		
	SUBMITTER'S TITLE		APPROVER'S TITLE		
	DESIGNED BY K. MILLER		ISSUED BY		
	DRAWN BY K. MILLER		ENGINEERING SERVICES TERMINAL		
	CHECKED BY K. CHARBONEAU		DATE 03/11/2022 JCN 21001763		
			DRAWING NO. DCCA - D - ADM - A640		
			REV.		



## **4. SID Selections & Samples**





Federal Aviation Administration  
Warrenton Administrative Building | Warrenton, Virginia  
Issue For Bid Submission  
15 April 2022



#### SID FINISH SELECTIONS

#### FINISH LEGEND

ABC1	<b>SURFACE:</b> Ceiling <b>MATERIAL:</b> Acoustical Baffle Ceiling <b>MANUFACTURER:</b> Armstrong <b>MODEL:</b> Soundscapes Blades, White, 10" x 46" x 2" <b>REMARKS</b> -
ABC2	<b>SURFACE:</b> Ceiling <b>MATERIAL:</b> Acoustical Baffle Ceiling <b>MANUFACTURER:</b> Armstrong <b>MODEL:</b> Soundscapes Blades, White, 10" x 94" x 2" <b>REMARKS</b> -
APC1	<b>SURFACE:</b> Ceiling <b>MATERIAL:</b> Acoustical Panel Ceiling <b>MANUFACTURER:</b> Armstrong <b>MODEL:</b> Optima Tegular, White, 24" x 24" <b>REMARKS</b> -
APC2	<b>SURFACE:</b> Ceiling <b>MATERIAL:</b> Acoustical Panel Ceiling <b>MANUFACTURER:</b> Armstrong <b>MODEL:</b> Optima Tegular, White, 48" x 48" <b>REMARKS</b> -
APC3	<b>SURFACE:</b> Ceiling <b>MATERIAL:</b> Acoustical Panel Ceiling <b>MANUFACTURER:</b> Armstrong <b>MODEL:</b> Soundscapes Shapes, White, 48" x 48" <b>REMARKS</b> -
APC4	<b>SURFACE:</b> Ceiling <b>MATERIAL:</b> Acoustical Panel Ceiling <b>MANUFACTURER:</b> Armstrong <b>MODEL:</b> Acoustibuilt, 24" x 48" <b>REMARKS:</b> No finish, field paintable
APC5	<b>SURFACE:</b> Ceiling <b>MATERIAL:</b> Acoustical Panel Ceiling <b>MANUFACTURER:</b> Armstrong <b>MODEL:</b> Invisacoustics, 24" x 48" <b>REMARKS:</b> No finish, field paintable
AWP1	<b>SURFACE:</b> Wall <b>MATERIAL:</b> Acoustical Wall Panel <b>MANUFACTURER:</b> Acoufelt <b>MODEL:</b> Fracture, Intersect, Color to match SW7030 Anew Gray, 48" x 110" <b>REMARKS:</b> 1/2" thick





Federal Aviation Administration  
Warrenton Administrative Building | Warrenton, Virginia  
Issue For Bid Submission  
15 April 2022



#### SID FINISH SELECTIONS

#### FINISH LEGEND

AWP2	<p><b>SURFACE:</b> Wall</p> <p><b>MATERIAL:</b> Acoustical Wall Panel</p> <p><b>MANUFACTURER:</b> Acoufelt</p> <p><b>MODEL:</b> Fracture, Intersect, Color to match SW7028 Incredible White, 48" x 110"</p> <p><b>REMARKS:</b> 1/2" thick</p>
CPT1	<p><b>SURFACE:</b> Floor</p> <p><b>MATERIAL:</b> Carpet Tile</p> <p><b>MANUFACTURER:</b> Bentley Mills</p> <p><b>MODEL:</b> 80F240AA0T Off the Chain, Needle 800121, 18" x 36"</p> <p><b>REMARKS:</b> Ashlar Installation</p>
CPT2	<p><b>SURFACE:</b> Floor</p> <p><b>MATERIAL:</b> Carpet Tile</p> <p><b>MANUFACTURER:</b> Bentley Mills</p> <p><b>MODEL:</b> 8BC200AA0T Backstage, Stage Door 802108, 18" x 36"</p> <p><b>REMARKS:</b> Monolithic Installation</p>
CPT3	<p><b>SURFACE:</b> Floor</p> <p><b>MATERIAL:</b> Carpet Tile</p> <p><b>MANUFACTURER:</b> Bentley Mills</p> <p><b>MODEL:</b> 4SET409A0X Shapeshifter, Transmitter 400024, 9" x 36"</p> <p><b>REMARKS:</b> Brick Installation</p>
FRP1	<p><b>SURFACE:</b> Wall</p> <p><b>MATERIAL:</b> Fiberglass Reinforced Panel</p> <p><b>MANUFACTURER:</b> Marlite</p> <p><b>MODEL:</b> Standard FRP, Pebbled Surface, P-151 Light Gray, 48" x 96" x 3/32"</p> <p><b>REMARKS:</b> -</p>
GF1	<p><b>SURFACE:</b> Wall</p> <p><b>MATERIAL:</b> Glazing Film</p> <p><b>MANUFACTURER:</b> 3M</p> <p><b>MODEL:</b> Fasara Glass Finishes, Slat (SH2FGSL), 10"H</p> <p><b>REMARKS:</b> Refer to G4/A521 for Placement</p>
GL4	<p><b>SURFACE:</b> Wall</p> <p><b>MATERIAL:</b> Glass</p> <p><b>MANUFACTURER:</b> McGrory Glass</p> <p><b>MODEL:</b> JACO-137, Clear/Frosted</p> <p><b>REMARKS:</b> -</p>
GL5	<p><b>SURFACE:</b> Wall</p> <p><b>MATERIAL:</b> Glass</p> <p><b>MANUFACTURER:</b> McGrory Glass</p> <p><b>MODEL:</b> JACO-132, Color to match SW7004 Snowbound</p> <p><b>REMARKS:</b> -</p>





Federal Aviation Administration  
Warrenton Administrative Building | Warrenton, Virginia  
Issue For Bid Submission  
15 April 2022



#### SID FINISH SELECTIONS

#### FINISH LEGEND

GT1	<b>SURFACE:</b> Floor <b>MATERIAL:</b> Grout <b>MANUFACTURER:</b> Mapei <b>MODEL:</b> Unsanded, 02 Pewter <b>REMARKS:</b> To be used on floors; Use manufacturer's recommended joint size.
GT2	<b>SURFACE:</b> Floor <b>MATERIAL:</b> Grout <b>MANUFACTURER:</b> Mapei <b>MODEL:</b> Sanded, 02 Pewter <b>REMARKS:</b> To be used on walls; Use manufacturer's recommended joint size.
LVT1	<b>SURFACE:</b> Floor <b>MATERIAL:</b> Luxury Vinyl Tile <b>MANUFACTURER:</b> Interface <b>MODEL:</b> Brushed Lines A016, A01611 Mousse, 25cm x 100cm <b>REMARKS:</b> Monolithic installation unless noted otherwise.
MB1	<b>SURFACE:</b> Wall <b>MATERIAL:</b> Back Painted Glass Markerboard <b>MANUFACTURER:</b> Clarus <b>MODEL:</b> Wall2Wall, CBC-107 <b>REMARKS:</b> Refer to interior elevations for overall height and width.
MPC1	<b>SURFACE:</b> Ceiling <b>MATERIAL:</b> Metal Pan Ceiling <b>MANUFACTURER:</b> Forms + Surfaces <b>MODEL:</b> Stainless Steel, Sandstone <b>REMARKS:</b> Elevator Ceiling
OP1	<b>SURFACE:</b> Wall <b>MATERIAL:</b> Operable Partition <b>MANUFACTURER:</b> Maharam <b>MODEL:</b> Upholstered Walls, Spiral 901882, 002 Birch <b>REMARKS:</b> -
PC1	<b>SURFACE:</b> Ceiling <b>MATERIAL:</b> Privacy Curtain <b>MANUFACTURER:</b> Carnegie <b>MODEL:</b> Privacy Drapery, River 4684 32 <b>REMARKS:</b> Mother's Room Privacy Curtain
PCT1	<b>SURFACE:</b> Floor, Wall <b>MATERIAL:</b> Porcelain Tile <b>MANUFACTURER:</b> Atlas Concorde USA <b>MODEL:</b> Cove, Coast, Matte, 12" x 24" <b>REMARKS:</b> Floor installation to be herringbone; Wall installation to be monolithic.





Federal Aviation Administration  
Warrenton Administrative Building | Warrenton, Virginia  
Issue For Bid Submission  
15 April 2022



#### SID FINISH SELECTIONS

#### FINISH LEGEND

PL1	<b>SURFACE:</b> Millwork <b>MATERIAL:</b> Plastic Laminate <b>MANUFACTURER:</b> Formica <b>MODEL:</b> High Pressure Laminate, Graystone 464-90, Gloss Finish <b>REMARKS</b> -
PL2	<b>SURFACE:</b> Millwork <b>MATERIAL:</b> Plastic Laminate <b>MANUFACTURER:</b> Wilsonart <b>MODEL:</b> High Pressure Laminate, Fawn Cypress <b>REMARKS</b> -
PT1	<b>SURFACE:</b> Wall <b>MATERIAL:</b> Paint <b>MANUFACTURER:</b> Sherwin Williams <b>MODEL:</b> Promar 200 Zero VOC Interior Latex, Eggshell, SW7004 Snowbound <b>REMARKS</b> -
PT2	<b>SURFACE:</b> Wall <b>MATERIAL:</b> Paint <b>MANUFACTURER:</b> Sherwin Williams <b>MODEL:</b> Promar 200 Zero VOC Interior Latex, Eggshell, SW7030 Anew Gray <b>REMARKS</b> -
PT3	<b>SURFACE:</b> Wall <b>MATERIAL:</b> Paint <b>MANUFACTURER:</b> Sherwin Williams <b>MODEL:</b> Promar 200 Zero VOC Interior Latex, Eggshell, SW7029 Agreeable Gray <b>REMARKS</b> -
PT4	<b>SURFACE:</b> Door, Frame <b>MATERIAL:</b> Paint <b>MANUFACTURER:</b> Sherwin Williams <b>MODEL:</b> Promar 200 Zero VOC Interior Latex, Semi-gloss, SW7004 Snowbound <b>REMARKS:</b> Hollow Metal Door/Frame
PT5	<b>SURFACE:</b> Ceiling <b>MATERIAL:</b> Paint <b>MANUFACTURER:</b> Sherwin Williams <b>MODEL:</b> Promar 200 Zero VOC Interior Latex, Flat, SW7757 High Reflective White <b>REMARKS</b> -
PT6	<b>SURFACE:</b> Ceiling <b>MATERIAL:</b> Paint <b>MANUFACTURER:</b> Sherwin Williams <b>MODEL:</b> Promar 200 Zero VOC Interior Latex, Flat, SW7047 Porpoise <b>REMARKS</b> -





Federal Aviation Administration  
Warrenton Administrative Building | Warrenton, Virginia  
Issue For Bid Submission  
15 April 2022



#### SID FINISH SELECTIONS

#### FINISH LEGEND

PWT1	<b>SURFACE:</b> Wall <b>MATERIAL:</b> Porcelain Wall Tile <b>MANUFACTURER:</b> Atlas Concorde USA <b>MODEL:</b> Cove, Dart Mosaic, Coast, 11-3/4" x 11-3/4" <b>REMARKS</b> -
RB1	<b>SURFACE:</b> Wall <b>MATERIAL:</b> Rubber Wall Base <b>MANUFACTURER:</b> Roppe <b>MODEL:</b> Vinyl Wall Base, 129 Dolphin, 4"H <b>REMARKS</b> -
RFG1	<b>SURFACE:</b> Floor <b>MATERIAL:</b> Recessed Floor Grille <b>MANUFACTURER:</b> Mats Inc. <b>MODEL:</b> Metrosteel Grate, Steel <b>REMARKS</b> -
SC1	<b>SURFACE:</b> Floor <b>MATERIAL:</b> Sealed Concrete <b>MANUFACTURER:</b> Laticrete International, Inc. <b>MODEL:</b> Dress & Seal WB, Clear, Medium Gloss <b>REMARKS:</b> Water Based
SSM1	<b>SURFACE:</b> Counters, Sills <b>MATERIAL:</b> Solid Surface Material <b>MANUFACTURER:</b> Corian <b>MODEL:</b> Quartz, Cloud White <b>REMARKS</b> -
SSM2	<b>SURFACE:</b> Counters <b>MATERIAL:</b> Solid Surface Material <b>MANUFACTURER:</b> Corian <b>MODEL:</b> Quartz, Valente Pearl <b>REMARKS</b> -
TP1	<b>SURFACE:</b> Wall <b>MATERIAL:</b> Toilet Partition <b>MANUFACTURER:</b> Bradley Corp. <b>MODEL:</b> Stainless Steel Partitions, Brushed Stainless Steel <b>REMARKS</b> -
TS1	<b>SURFACE:</b> Floor <b>MATERIAL:</b> Transition Strip <b>MANUFACTURER:</b> Roppe <b>MODEL:</b> #43 Custom Carpet Edging 1/4", 129 Dolphin <b>REMARKS:</b> Carpet to Sealed Concrete





Federal Aviation Administration  
Warrenton Administrative Building | Warrenton, Virginia  
Issue For Bid Submission  
15 April 2022



#### SID FINISH SELECTIONS

#### FINISH LEGEND

TS2	<b>SURFACE:</b> Floor <b>MATERIAL:</b> Transition Strip <b>MANUFACTURER:</b> Schluter <b>MODEL:</b> RENO-TK Reducer 1/4" <b>REMARKS:</b> Carpet to LVT
TZ1	<b>SURFACE:</b> Floor <b>MATERIAL:</b> Terrazzo <b>MANUFACTURER:</b> Terrazzo & Marble Supply Company <b>MODEL:</b> Thinset Epoxy Terrazzo, TM #21-3007 <b>REMARKS</b> -
TZB1	<b>SURFACE:</b> Wall <b>MATERIAL:</b> Terrazzo Base <b>MANUFACTURER:</b> Terrazzo & Marble Supply Company <b>MODEL:</b> Thinset Precast Epoxy Terrazzo, TM #21-3007 <b>REMARKS</b> -
TZS1	<b>SURFACE:</b> Floor <b>MATERIAL:</b> Terrazzo Treads and Risers <b>MANUFACTURER:</b> Terrazzo & Marble Supply Company <b>MODEL:</b> Thinset Precast Epoxy Terrazzo, TM #21-3007 <b>REMARKS</b> -
WD1	<b>SURFACE:</b> Door <b>MATERIAL:</b> Wood Door <b>MANUFACTURER:</b> Masonite Architectural <b>MODEL:</b> Aspiro Series, Natural Birch, Cane <b>REMARKS:</b> Rotary cut
WP1	<b>SURFACE:</b> Wall <b>MATERIAL:</b> Wall Panel <b>MANUFACTURER:</b> Forms + Surfaces <b>MODEL:</b> ViviChrome Chromis Reflect, White <b>REMARKS:</b> Elevator Cab
WP2	<b>SURFACE:</b> Wall <b>MATERIAL:</b> Wall Panel, Elevator <b>MANUFACTURER:</b> Forms + Surfaces <b>MODEL:</b> Stainless Steel, Satin <b>REMARKS:</b> Elevator Cab
WT1	<b>SURFACE:</b> Window <b>MATERIAL:</b> Window Treatment <b>MANUFACTURER:</b> Mechosystems <b>MODEL:</b> Eurotwill 6000 Series (3% Open), 6018 Stone <b>REMARKS</b> -





Federal Aviation Administration  
Warrenton Administrative Building | Warrenton, Virginia  
Issue For Bid Submission  
15 April 2022



#### SID FINISH SELECTIONS

#### FINISH LEGEND

<b>WTR1</b>	<b>SURFACE:</b> Floor <b>MATERIAL:</b> Wood Treads and Risers <b>MANUFACTURER:</b> Anthology Woods <b>MODEL:</b> Solid Flooring, Left Coast White Oak, Low VOC-Poly, 3/4" Thick <b>REMARKS:</b> Factory applied flame retardant coating required.
<b>WWC1</b>	<b>SURFACE:</b> Wall <b>MATERIAL:</b> Wood Wall Cladding <b>MANUFACTURER:</b> Anthology Woods <b>MODEL:</b> Hardwood Cladding, Thinclad, Left Coast White Oak, Low VOC-Poly, 4"H, 3/8" Thick <b>REMARKS:</b> -
<b>WWP1</b>	<b>SURFACE:</b> Ceiling, Wall <b>MATERIAL:</b> Wood Wall Plank <b>MANUFACTURER:</b> Certainteed Architectural <b>MODEL:</b> Decoustics Rondolo Plank, White Oak, Clear Lacquer, 7-9/16" x 96" <b>REMARKS:</b> -





## SID FINISH SELECTIONS

### FINISH BOARDS



ABC1: Armstrong Soundscapes Blades, White, 10"x46"x2"  
ABC2: Armstrong Soundscapes Blades, White, 10"x94"x2"



APC1: Armstrong Optima Tegular, White, 24" x 24"



APC2: Armstrong Optima Tegular, White, 48" x 48"



APC3: Armstrong Soundscapes Shapes, White, 48" x 48"





**SID FINISH SELECTIONS**


**FINISH BOARDS**




APC4: Armstrong AcoustiBuilt, 24"x48", No Finish



APC5: Armstrong Invisacoustics, 24" x 48", No Finish



AWP1: Acuofelt Fracture, Intersect, to match SW7030 Anew Gray, 48"x110"




AWP2: Acuofelt Fracture, Intersect, to match SW7028 Incredible White, 48"x110"






**SID FINISH SELECTIONS**

**FINISH BOARDS**



CPT1: Bentley Mills 80F240AAOT Off The Chain, Needle 800121, 18"x36"



CPT2: Bentley Mills 8BC200AAOT Backstage, Stage Door 802108, 18"x36"



CPT3: Bentley Mills 4SET409A0X Shapeshifter, Transmitter 400024



FRP1: Marlite Standard FRP, P-151 Light Gray






**SID FINISH SELECTIONS**


**FINISH BOARDS**



GF1: 3M, Fasara Glass Finishes, Slat (SH2FGSL), 10"H



GL4: McGrory Glass, JACO-137, Clear/Frosted



GL5: McGrory Glass, JACO-132, Color to Match SW7004  
Snowbound



GT1: Mapei, Unsanded, 02 Pewter  
GT2: Mapei, Sanded, 02 Pewter





**SID FINISH SELECTIONS**

**FINISH BOARDS**



LVT1: Interface Brushed Lines A016, A01611 Mousse,  
25cm x 100cm



MB1: Clarus Wall2Wall, CBC-107



MPC1: Forms + Surfaces Stainless Steel, Sandstone



OP1: Maharam Upholstered Walls, Spiral 901882, 002 Birch





**SID FINISH SELECTIONS**


**FINISH BOARDS**



PC1: Carnegie Privacy Drapery, River 4684 32



PCT1: Atlas Concorde USA, Cove, Coast, Matte, 12"x24"



PL1: Formica High Pressure Laminate, Graystone 464-90, Gloss Finish



PL2: Wilsonart High Pressure Laminate, Fawn Cypress






Federal Aviation Administration  
Warrenton Administrative Building | Warrenton, Virginia  
Issue For Bid Submission  
15 April 2022



#### SID FINISH SELECTIONS


#### FINISH BOARDS



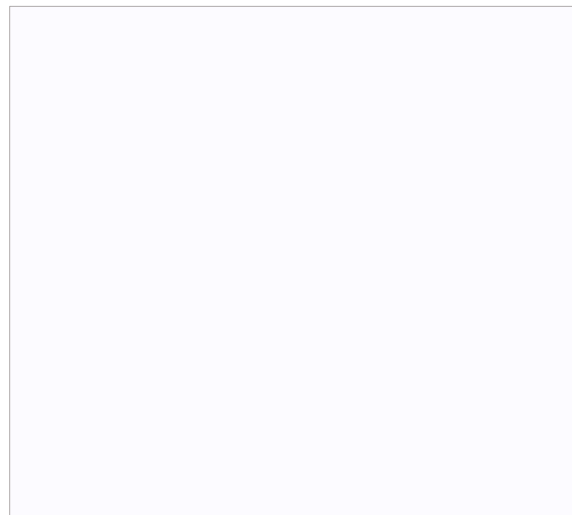
PT1: Sherwin Williams Promar 200 Zero VOC Interior Latex, Eggshell, SW7004 Snowbound  
PT4: Sherwin Williams Promar 200 Zero VOC Interior Latex, Semi-Gloss, SW7004 Snowbound



PT2: Sherwin Williams Promar 200 Zero VOC Interior Latex, Eggshell, SW7030 Anew Gray



PT3: Sherwin Williams Promar 200 Zero VOC Interior Latex, Eggshell, SW7029 Agreeable Gray



PT5: Sherwin Williams Promar 200 Zero VOC Interior Latex, Flat, SW7757 High Reflective White





**SID FINISH SELECTIONS**

**FINISH BOARDS**



PT6: Sherwin Williams Promar 200 Zero VOC Interior Latex, Flat, SW7047 Porpoise



PWT1: Atlas Concorde USA, Cove, Dart Mosaic, Coast, 11-3/4" x 11-3/4"



RB1: Roppe Vinyl Wall Base, 129 Dolphin, 4"H



RFG1: Mats Inc. Metrosteel Grate, Steel





**SID FINISH SELECTIONS**

**FINISH BOARDS**



SSM1: Corian Quartz, Cloud White



SSM2: Corian Quartz, Velente Pearl



TP1: Bradley Corp. Stainless Steel Partitions, Brushed Stainless Steel



TS1: Roppe #43 Custom Carpet Edging 1/4", 129 Dolphin






**SID FINISH SELECTIONS**

**FINISH BOARDS**



TS2: Schluter RENO-TK Reducer 1/4", Satin Anodized Aluminum



TZ1, TZB1, TZS1: Terrazzo & Marble Supply Company, Thinset Epoxy Terrazzo, TM #21-3007



WD1: Masonite Architectural Aspiro Series, Natural Birch, Cane, Rotary Cut



WP1: Forms + Surfaces, ViviChrome Chromis Reflect, White






## SID FINISH SELECTIONS

### FINISH BOARDS



WP2: Forms + Surfaces, Stainless Steel, Satin



WT1: Mechosystems Eurotwill 6000 Series (3% Open), 6018 Stone



WTR1: Anthology Woods Left Coast White Oak, Low VOC-Poly, 3/4" Thick  
WWC1: Anthology Woods Left Coast White Oak, Low VOC-Poly, 4"H, 3/8" Thick




WWP1: Certainteed Architectural Decoustics Rondolo Plank, White Oak, Clear Lacquer, 7-9/16"x96"



## **5. Interior Signage Plans & Details**





		DRAWN BY J. CHERUNDOLO	ENGINEERING SERVICES	DRAWING NO.	REV
		CHECKED BY		DCCA, D. ADM. A511	



8

7

6

5

4

3

2

1

GENERAL SHEET NOTES

- A. SIGNAGE LOCATIONS/PLACEMENT MUST MEET ABA REQUIREMENTS.
- B. ALL SIGNAGE MUST COMPLY WITH UFC 3-120-01 STANDARDS AND NFPA 101 REQUIREMENTS.
- C. ROOM NAMES AND NUMBERS SHOWN ON PLANS ARE FOR CONSTRUCTION PURPOSES, NOT NECESSARILY THE USER'S PREFERRED SYSTEM. COORDINATE ALL ROOM NUMBERS AND VERBIAGE FOR SIGNS WITH CONTRACTING OFFICER'S REPRESENTATIVE (COR) PRIOR TO FABRICATION.
- D. KNOWN SIGNAGE IS DOCUMENTED ON THESE DRAWINGS. VERIFY AND PROVIDE ANY ADDITIONAL REGULATORY SIGNAGE/GRAPHICS REQUIRED BY LOCAL CODE.
- E. MOUNT ALL LIKE-SIGNS AT THE SAME HEIGHT.
- F. PROVIDE 18" X 18" CLEAR FLOOR SPACE CENTERED IN FRONT OF ALL SIGNS WITH TACTILE LETTERS/NUMBERS.
- G. REFER TO A548 FOR INTERIOR SIGNAGE SCHEDULE AND A546 FOR INTERIOR SIGNAGE DETAILS.

8

7

6

5

4

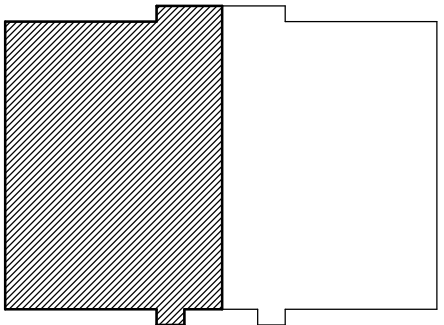
3

2

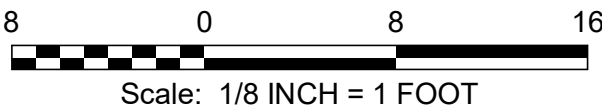
1

**A8** FIRST FLOOR SIGNAGE PLAN - PART 2

A542 1/8" = 1'-0"



PARTS PLAN



FOR OFFICIAL USE ONLY  
PUBLIC AVAILABILITY TO BE DETERMINED UNDER 5 USC 552

JACOBS  
1100 N GLEBE RD.  
SUITE 500  
ARLINGTON, VA 22201

**Jacobs**

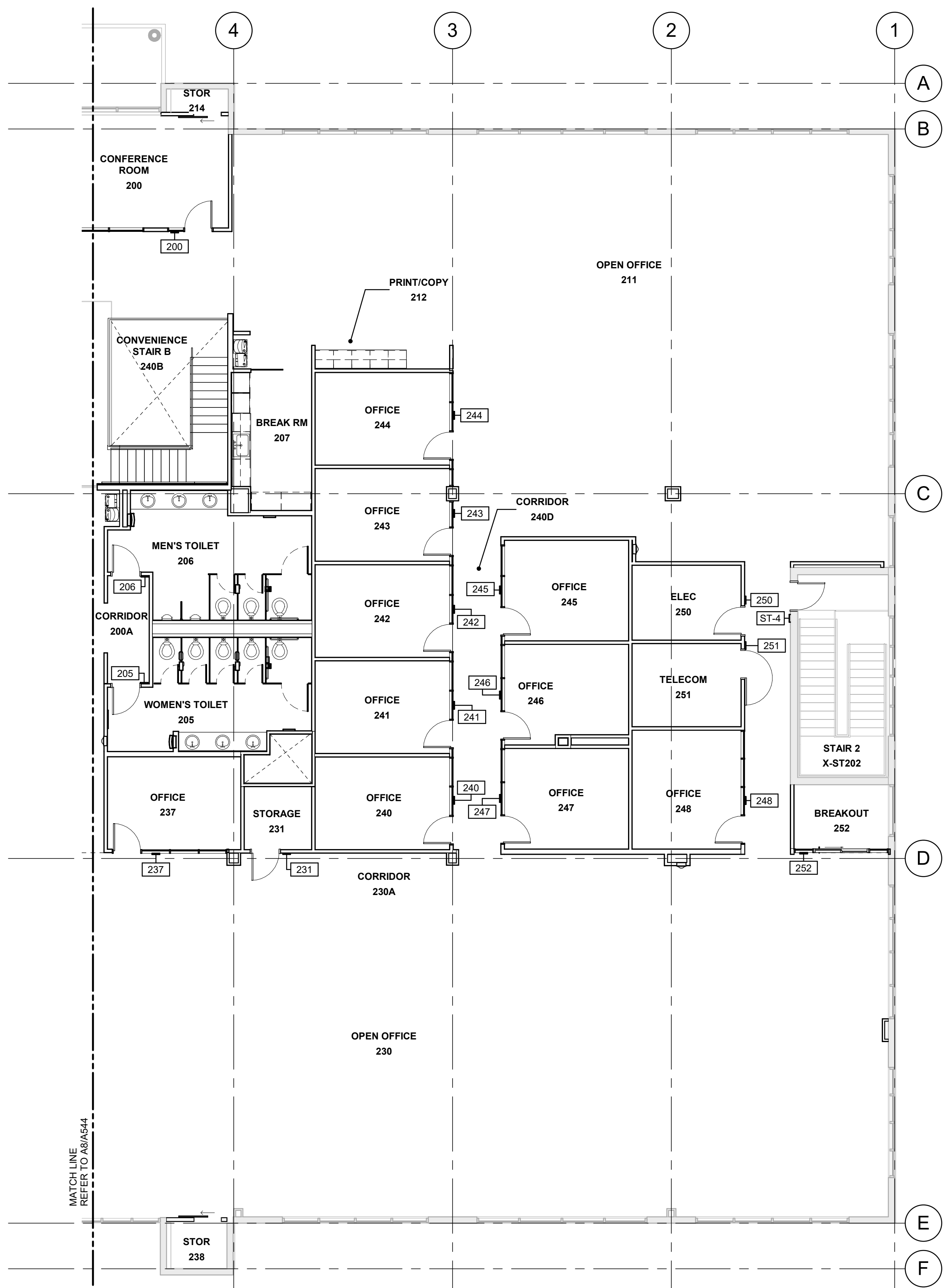
DCCA ADM  
WARRENTON, VA

DEPARTMENT OF TRANSPORTATION FEDERAL AVIATION ADMINISTRATION EASTERN SERVICE AREA ATLANTA, GA WARRENTON ADMINISTRATIVE BUILDING					
WARRENTON			DCCA ADM		VA
REVIEWED BY	SUBMITTED BY		APPROVED BY		
	SUBMITTER'S TITLE		APPROVER'S TITLE		
	DESIGNED BY	J. CHERUNDOLO	ISSUED BY	DATE 03/11/2022 JCN 21001763	
	DRAWN BY	J. CHERUNDOLO	ENGINEERING SERVICES TERMINAL	DRAWING NO.	
	CHECKED BY	K. CHARBONEAU		DCCA - D - ADM - A542	REV.



## GENERAL SHEET NOTES

- A. SIGNAGE LOCATIONS/PLACEMENT MUST MEET ABA REQUIREMENTS.
- B. ALL SIGNAGE MUST COMPLY WITH UFC 3-120-01 STANDARDS AND NFPA 101 REQUIREMENTS.
- C. ROOM NAMES AND NUMBERS SHOWN ON PLANS ARE FOR CONSTRUCTION PURPOSES. NOT NECESSARILY THE USER'S PREFERRED SYSTEM. COORDINATE ALL ROOM NUMBERS AND VERBAGE FOR SIGNS WITH CONTRACTING OFFICER'S REPRESENTATIVE (COR) PRIOR TO FABRICATION.
- D. KNOWN SIGNAGE IS DOCUMENTED ON THESE DRAWINGS. VERIFY AND PROVIDE ANY ADDITIONAL REGULATORY SIGNAGE/GRAPHICS REQUIRED BY LOCAL CODE.
- E. MOUNT ALL LIKE-SIGNS AT THE SAME HEIGHT.
- F. PROVIDE 18" X 18" CLEAR FLOOR SPACE CENTERED IN FRONT OF ALL SIGNS WITH TACTILE LETTERS/NUMBERS.
- G. REFER TO A548 FOR INTERIOR SIGNAGE SCHEDULE AND A546 FOR INTERIOR SIGNAGE DETAILS.

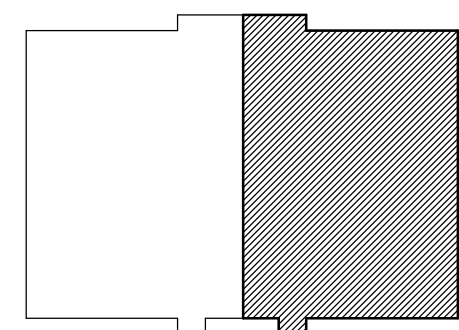


MATCH LINE  
REFER TO A8/A544

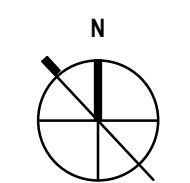
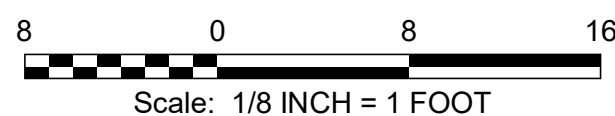
**A8**  
A543

## SECOND FLOOR SIGNAGE PLAN - PART 1

$1/8'' = 1'-0''$



PARTS PLAN



KEY NORTH

FOR OFFICIAL USE ONLY  
PUBLIC AVAILABILITY TO BE DETERMINED UNDER 5 USC 552

JACOBS  
1100 N GLEBE RD.  
SUITE 500  
ARLINGTON, VA 22201

**Jacobs**

DCCA ADM  
WARRENTON, WA

DEPARTMENT OF TRANSPORTATION  
FEDERAL AVIATION ADMINISTRATION  
EASTERN SERVICE AREA ATLANTA, GA

WARRENTON ADMINISTRATIVE BUILDING

## SECOND FLOOR SIGNAGE PLAN - PART 1

WARRENTON DCCA ADM VA

REVIEWED BY		SUBMITTED BY		APPROVED BY	
		SUBMITTER'S TITLE		APPROVER'S TITLE	
		DESIGNED BY J. CHERUNDOLO	ISSUED BY <b>ENGINEERING SERVICES TERMINAL</b>	DATE <b>03/11/2022</b>	JCN: <b>21001763</b>
		DRAWN BY J. CHERUNDOLO		DRAWING NO.	REV.
		CHECKED BY K. CHARBONEAU		<b>DCCA - D - ADM - A543</b>	



8

7

6

5

4

3

2

1

GENERAL SHEET NOTES

- A. SIGNAGE LOCATIONS/PLACEMENT MUST MEET ABA REQUIREMENTS.
- B. ALL SIGNAGE MUST COMPLY WITH UFC 3-120-01 STANDARDS AND NFPA 101 REQUIREMENTS.
- C. ROOM NAMES AND NUMBERS SHOWN ON PLANS ARE FOR CONSTRUCTION PURPOSES, NOT NECESSARILY THE USER'S PREFERRED SYSTEM. COORDINATE ALL ROOM NUMBERS AND VERBIAGE FOR SIGNS WITH CONTRACTING OFFICER'S REPRESENTATIVE (COR) PRIOR TO FABRICATION.
- D. KNOWN SIGNAGE IS DOCUMENTED ON THESE DRAWINGS. VERIFY AND PROVIDE ANY ADDITIONAL REGULATORY SIGNAGE/GRAPHICS REQUIRED BY LOCAL CODE.
- E. MOUNT ALL LIKE-SIGNS AT THE SAME HEIGHT.
- F. PROVIDE 18" X 18" CLEAR FLOOR SPACE CENTERED IN FRONT OF ALL SIGNS WITH TACTILE LETTERS/NUMBERS.
- G. REFER TO A548 FOR INTERIOR SIGNAGE SCHEDULE AND A546 FOR INTERIOR SIGNAGE DETAILS.

8

7

6

5

A

B

G

F

E

D

C

B

E

F

8

7

6

5

4

3

2

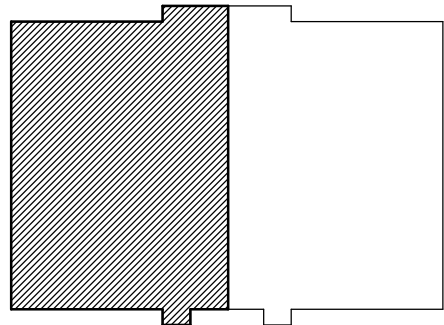
1

A8  
A544

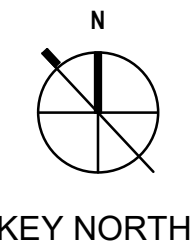
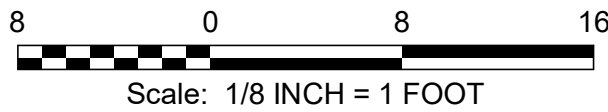
SECOND FLOOR SIGNAGE PLAN - PART 2

1/8" = 1'-0"

MATCH LINE  
REFER TO A8/A843



PARTS PLAN



FOR OFFICIAL USE ONLY  
PUBLIC AVAILABILITY TO BE DETERMINED UNDER 5 USC 552

JACOBS  
1100 N GLEBE RD.  
SUITE 500  
ARLINGTON, VA 22201

**Jacobs**

DCCA ADM  
WARRENTON, VA

REV.	APPROVED DATE	DESCRIPTION	JCN	REDLINE DATE	APVD
DEPARTMENT OF TRANSPORTATION FEDERAL AVIATION ADMINISTRATION EASTERN SERVICE AREA ATLANTA, GA WARRENTON ADMINISTRATIVE BUILDING					
SECOND FLOOR SIGNAGE PLAN - PART 2					
WARRENTON			DCCA ADM		VA
REVIEWED BY	SUBMITTED BY		APPROVED BY		
	SUBMITTER'S TITLE		APPROVER'S TITLE		
	DESIGNED BY	J. CHERUNDOLO	ISSUED BY	DATE 03/11/2022	
	DRAWN BY	J. CHERUNDOLO	ENGINEERING SERVICES TERMINAL	JCN	21001763
	CHECKED BY	K. CHARBONEAU	DRAWING NO.	DCCA - D - ADM - A544	
				REV.	



8 7 6 5 4 3 2 1

GENERAL SHEET NOTES

- A. SIGNAGE LOCATIONS/PLACEMENT MUST MEET ABA REQUIREMENTS.
- B. ALL SIGNAGE MUST COMPLY WITH UFC 3-120-01 STANDARDS AND NFPA 101 REQUIREMENTS.
- C. ROOM NAMES AND NUMBERS SHOWN ON PLANS ARE FOR CONSTRUCTION PURPOSES, NOT NECESSARILY THE USER'S PREFERRED SYSTEM. COORDINATE ALL ROOM NUMBERS AND VERBIAGE FOR SIGNS WITH CONTRACTING OFFICER'S REPRESENTATIVE (COR) PRIOR TO FABRICATION.
- D. KNOWN SIGNAGE IS DOCUMENTED ON THESE DRAWINGS. VERIFY AND PROVIDE ANY ADDITIONAL REGULATORY SIGNAGE/GRAPHICS REQUIRED BY LOCAL CODE.
- E. MOUNT ALL LIKE-SIGNS AT THE SAME HEIGHT.
- F. PROVIDE 18" X 18" CLEAR FLOOR SPACE CENTERED IN FRONT OF ALL SIGNS WITH TACTILE LETTERS/NUMBERS.
- G. REFER TO A548 FOR INTERIOR SIGNAGE SCHEDULE AND A546 FOR INTERIOR SIGNAGE DETAILS.

8 7 6 5

A

B

H

G

F

C

E

D

D

C

B

E

F

A8

ROOF SIGNAGE PLAN - PART 2

A545

1/8" = 1'-0"

SLOPE

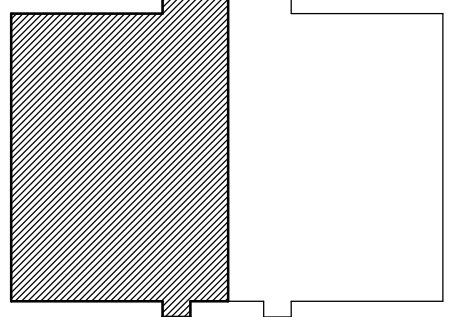
SLOPE

SLOPE

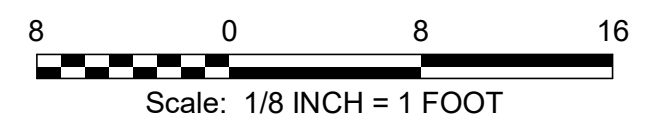
SLOPE

SLOPE

SLOPE



PARTS PLAN



FOR OFFICIAL USE ONLY  
PUBLIC AVAILABILITY TO BE DETERMINED UNDER 5 USC 552

JACOBS  
1100 N GLEBE RD.  
SUITE 500  
ARLINGTON, VA 22201

**Jacobs**

DCCA ADM  
WARRENTON, VA

REV.	APPROVED DATE	DESCRIPTION	JCN	REDLINE DATE	APVD
DEPARTMENT OF TRANSPORTATION FEDERAL AVIATION ADMINISTRATION EASTERN SERVICE AREA ATLANTA, GA WARRENTON ADMINISTRATIVE BUILDING					
WARRENTON			DCCA ADM		VA
REVIEWED BY	SUBMITTED BY		APPROVED BY		
	SUBMITTER'S TITLE		APPROVER'S TITLE		
	DESIGNED BY	J.CHERUNDOLO	ISSUED BY	ENGINEERING SERVICES TERMINAL	DATE 03/11/2022 JCN 21001763
	DRAWN BY	J.CHERUNDOLO			DRAWING NO.
	CHECKED BY	K. CHARBONEAU			DCCA - D - ADM - A545

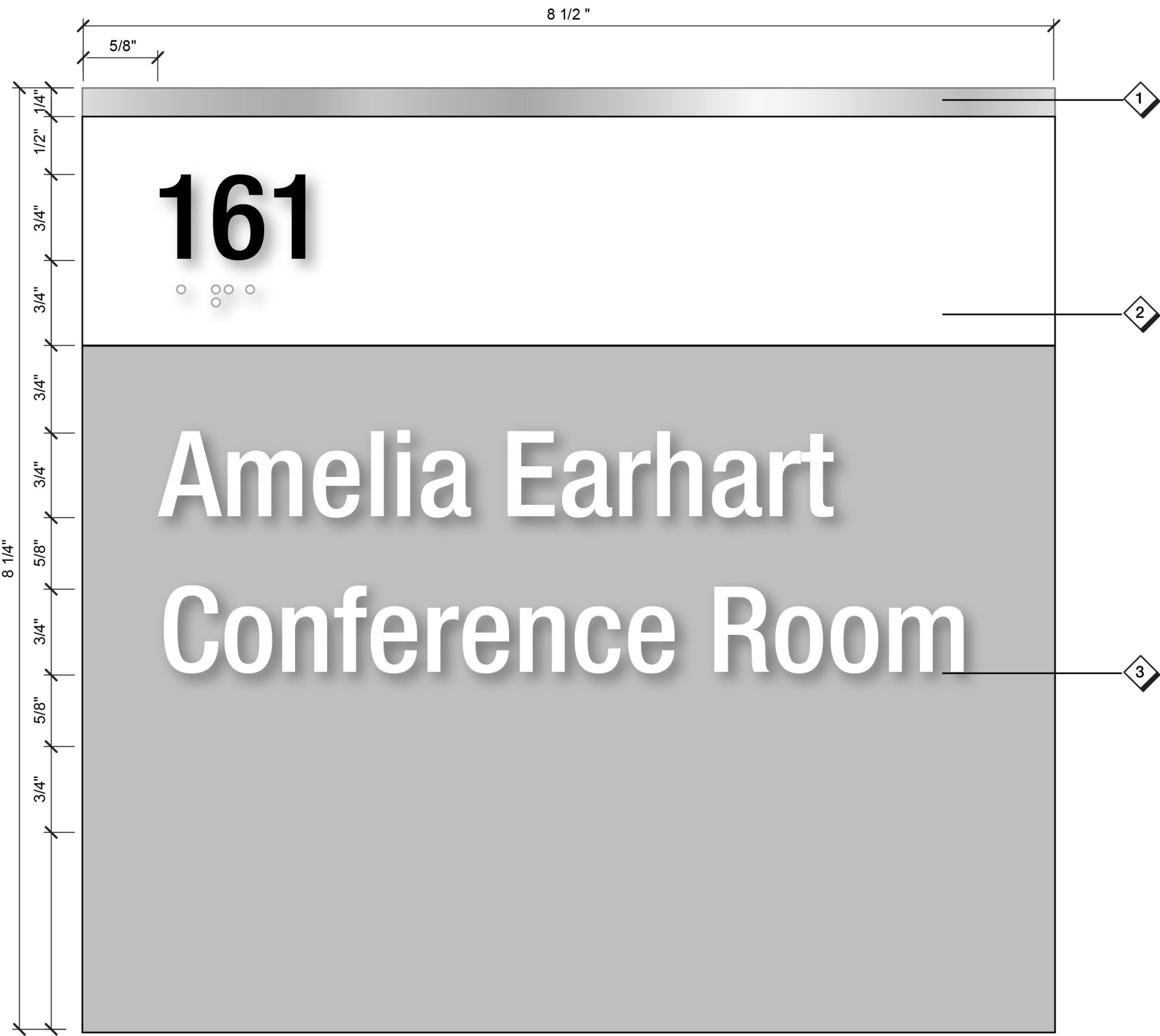
PLOT DATE/TIME: 4/14/2022 10:08:40 AM



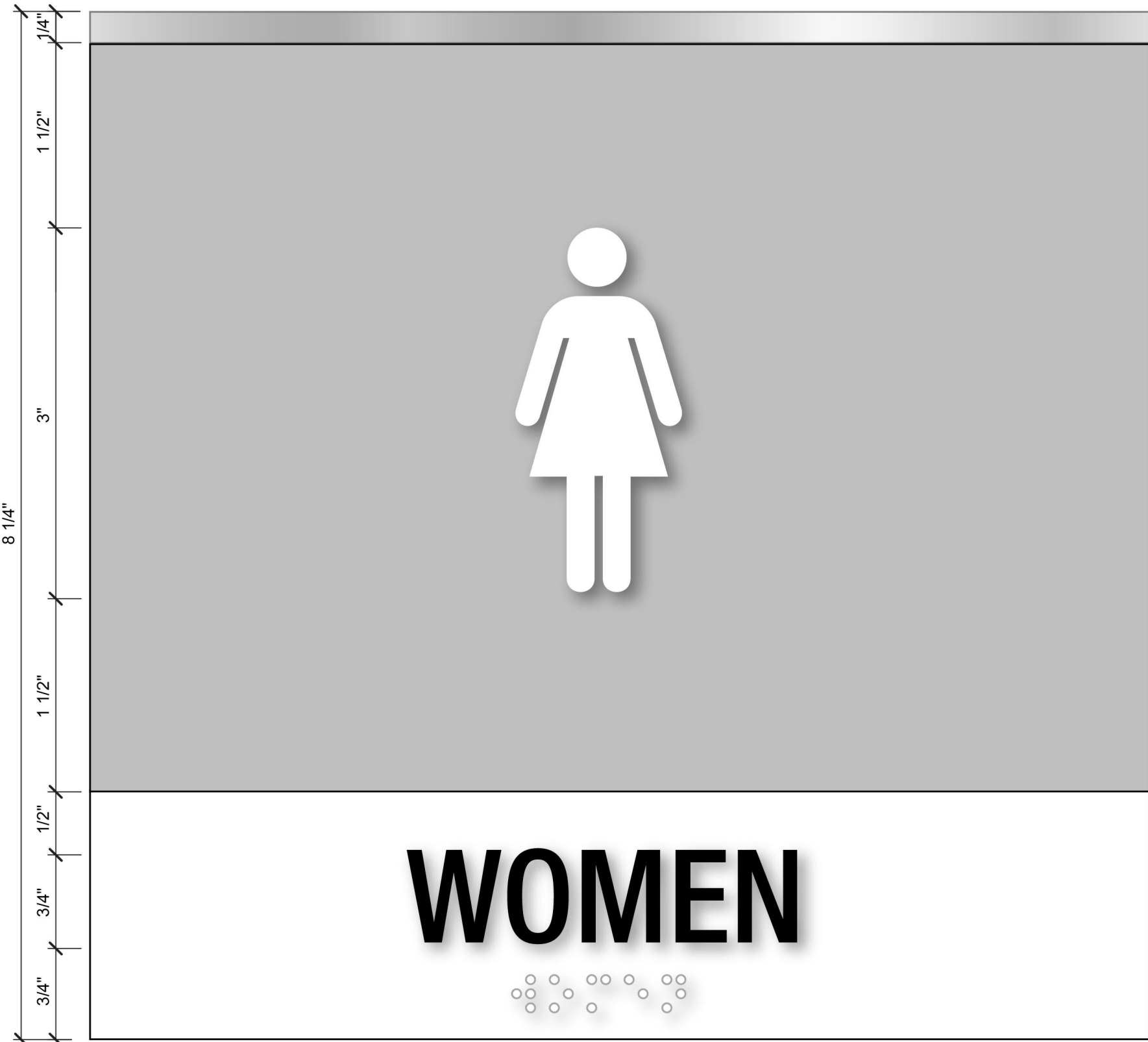
4/14/2022 10:08:45 AM

PLOT DATE/TIME:

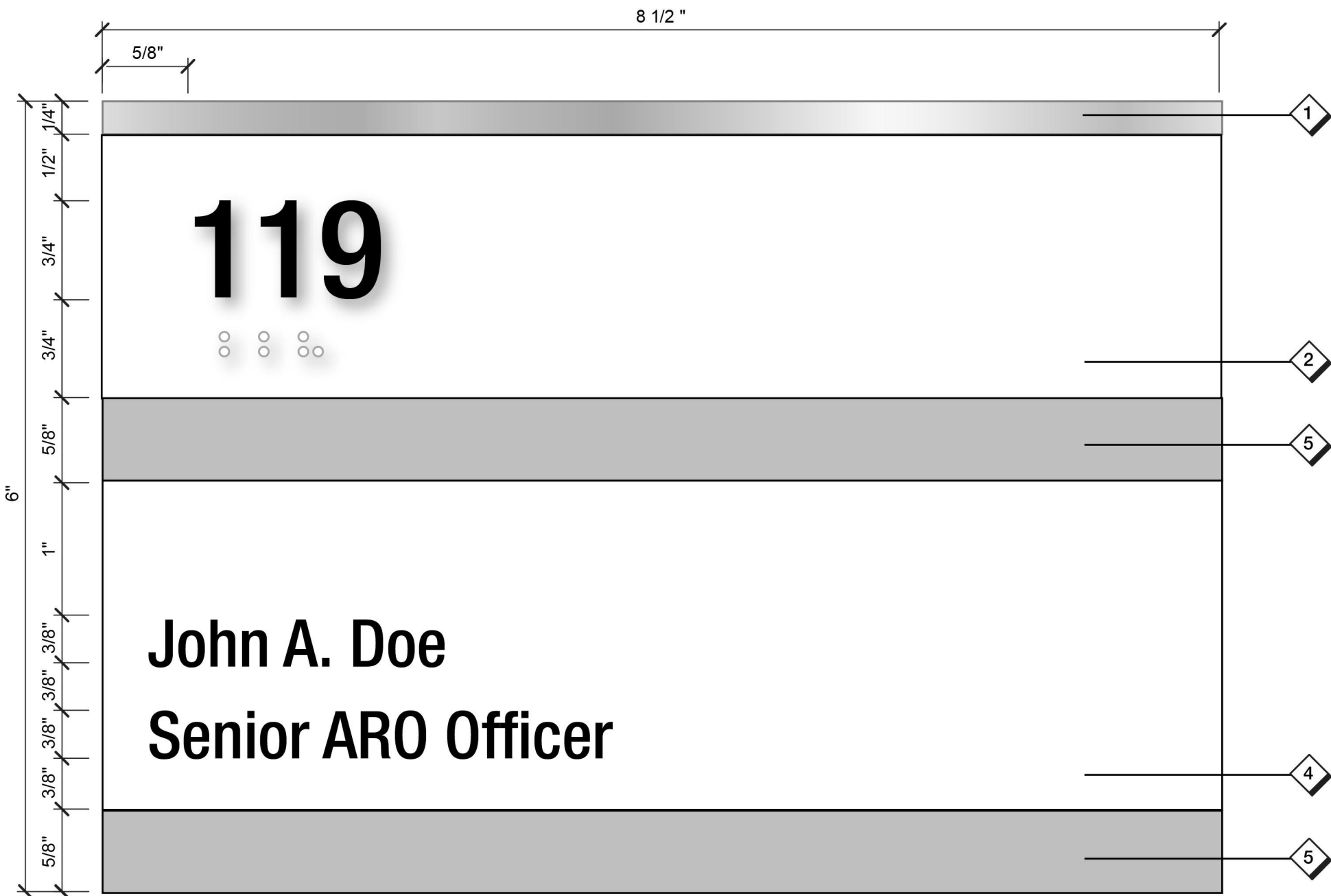
H  
G  
F  
E  
D  
C  
B  
A



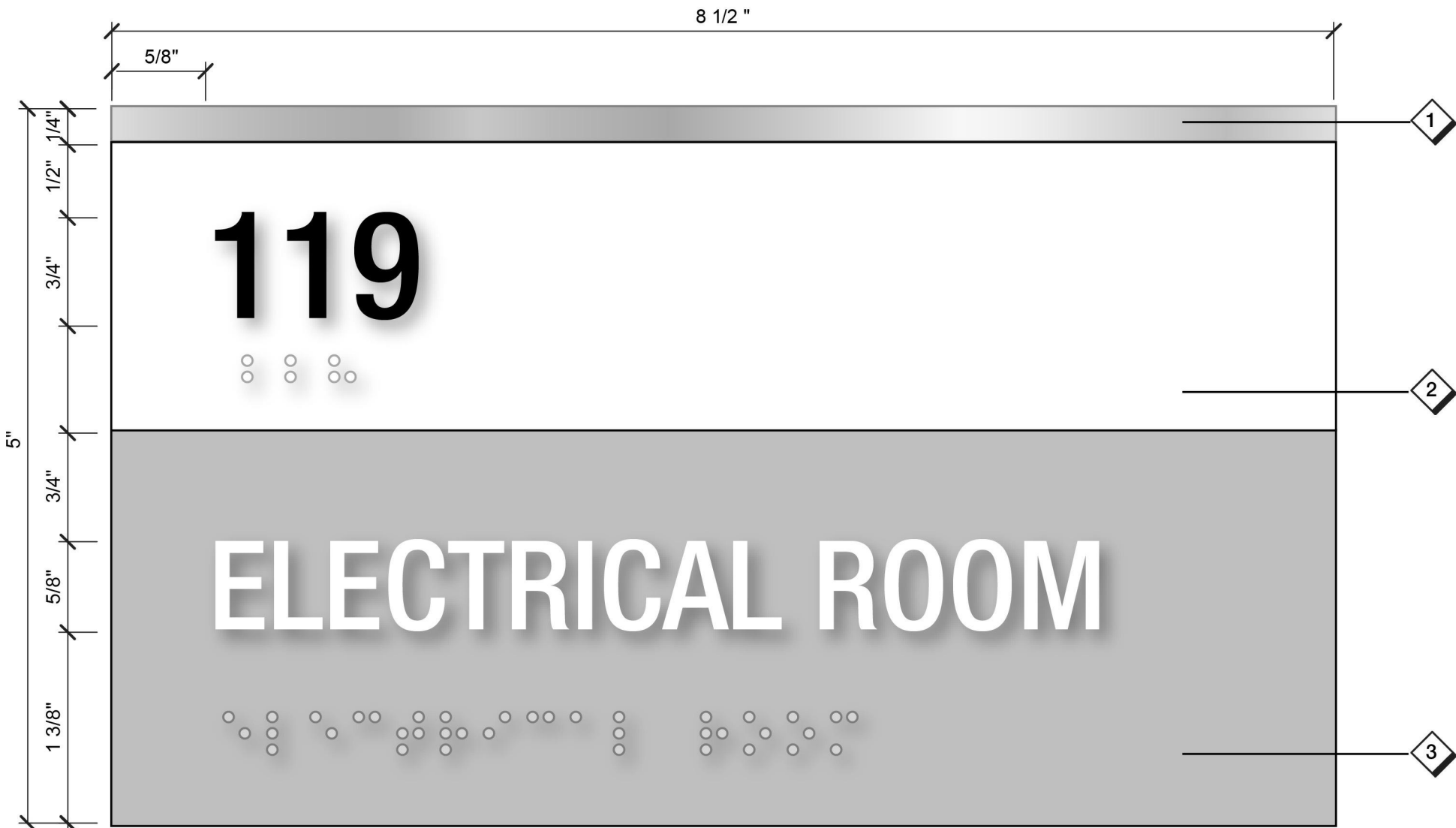
**E8 SIGN TYPE CR (Conference Room Sign)**  
A545 FULL SCALE



**A8 SIGN TYPE RR (Restroom), TYPE ST (Stair) Similar**  
A545 FULL SCALE



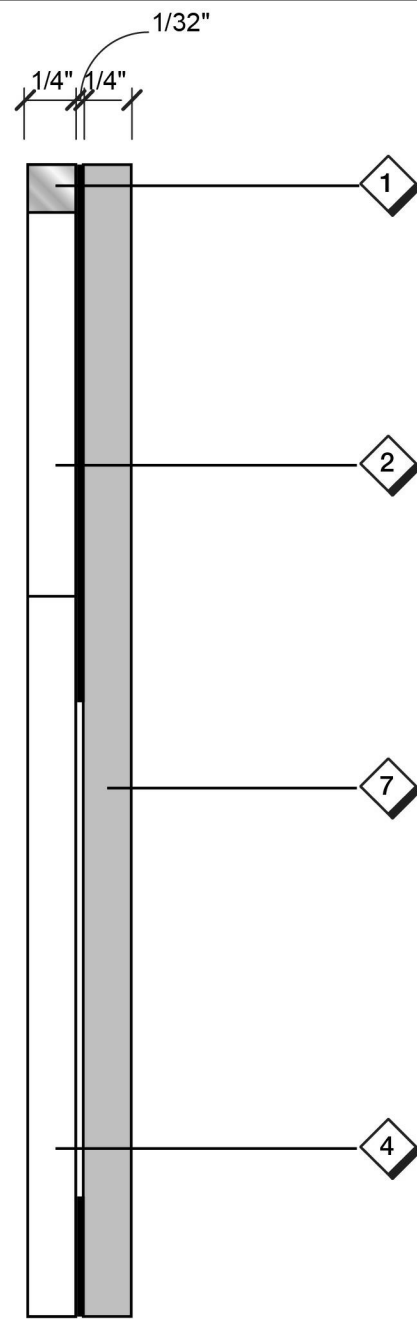
**F5 SIGN TYPE OS (Office Sign)**  
A545 FULL SCALE



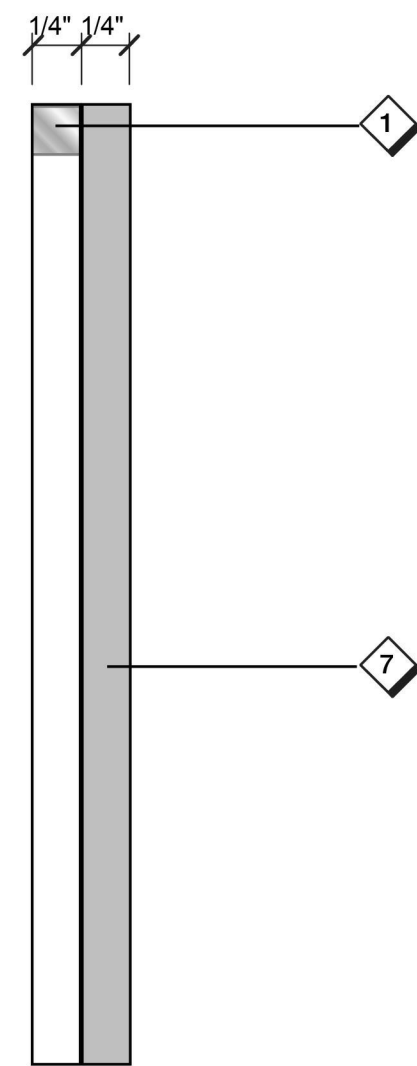
**C5 SIGN TYPE SR (Support Room Sign)**  
A545 FULL SCALE



**A5 SIGN TYPE NS (Non Smoking Sign)**  
A545 FULL SCALE



**F3 SIGN TYPE OS Details**  
A545 FULL SCALE



**C3 SIGN TYPE SR, RR, CR Details**  
A545 FULL SCALE

- ### SHEET NOTES
- BRUSH ALUMINUM ACCENT TOP TRIM.
  - SUB-SURFACE WHITE PAINTED 1/4" FROSTED P95 FINISH NON-GLARE ACRYLIC WITH ENGRAVED AND RAISED CUT OUT BLACK LETTERS AND CLEAR RASTER GRADE 2 BRAILLE.
  - SUB-SURFACE LITE GREY PAINTED 1/4" FROSTED P95 FINISH NON-GLARE ACRYLIC WITH ENGRAVED AND RAISED CUT OUT ACRYLIC WITH ENGRAVED AND RAISED CUT OUT ALUMINUM SYMBOL AND LETTERS AND CLEAR RASTER GRADE 2 BRAILLE FOR SUPPORT ROOM SIGN.
  - SUB-SURFACE WHITE PAINTED 1/4" CLEAR P99 FINISH NON-GLARE ACRYLIC WINDOW WITH 1/32" CLEARANCE FOR PAPER INSERT.
  - FIRST SURFACE PAINTED ACRYLIC COLOR BAND.
  - CUT OUT AND APPLIED REFLECTIVE WHITE VINYL SYMBOL AND LETTERINGS APPLY TO WINDOW.
  - 1/4" ACRYLIC BACKER PANEL MOUNTED TO WALL WITH VHS DOUBLE-FACED TAPE AND SILICONE ADHESIVE. WHITE VINYL BACK COVER FOR WINDOW APPLICATION.
  - 1/8" PAINTED ALUMINUM SIGN APPLIED TO DOOR.



**D2 SIGN TYPE WS (Warning Sign)**  
A545 SCALE: 3" = 1'-0"

FOR OFFICIAL USE ONLY PUBLIC AVAILABILITY TO BE DETERMINED UNDER 5 USC 552											
<div>JACOBS 1100 N GLEBE RD. SUITE 500 ARLINGTON, VA 22201</div> <div>Jacobs</div>											
	REV.	APPROVED DATE	DESCRIPTION				JCN	REDLINE DATE	APVD		
	DEPARTMENT OF TRANSPORTATION FEDERAL AVIATION ADMINISTRATION EASTERN SERVICE AREA ATLANTA, GA WARRENTON ADMINISTRATIVE BUILDING										
	SIGNAGE DETAILS										
	WARRENTON			DCCA ADM			VA				
	REVIEWED BY		SUBMITTED BY				APPROVED BY				
		SUBMITTER'S TITLE				APPROVER'S TITLE					
DCCA ADM WARRENTON, VA		DESIGNED BY		J. CHERUNDOLO		ISSUED BY		DATE	03/11/2022	JCN:	21001763
		DRAWN BY		J. CHERUNDOLO		ENGINEERING SERVICES TERMINAL		DRAWING NO.			
		CHECKED BY		K. CHARBONEAU				DCCA - D - ADM - A546		REV.	



PLOT DATE/TIME: 4/11/2022 11:30:16 AM

H  
G  
F  
E  
D  
C  
B  
A

8

7

6


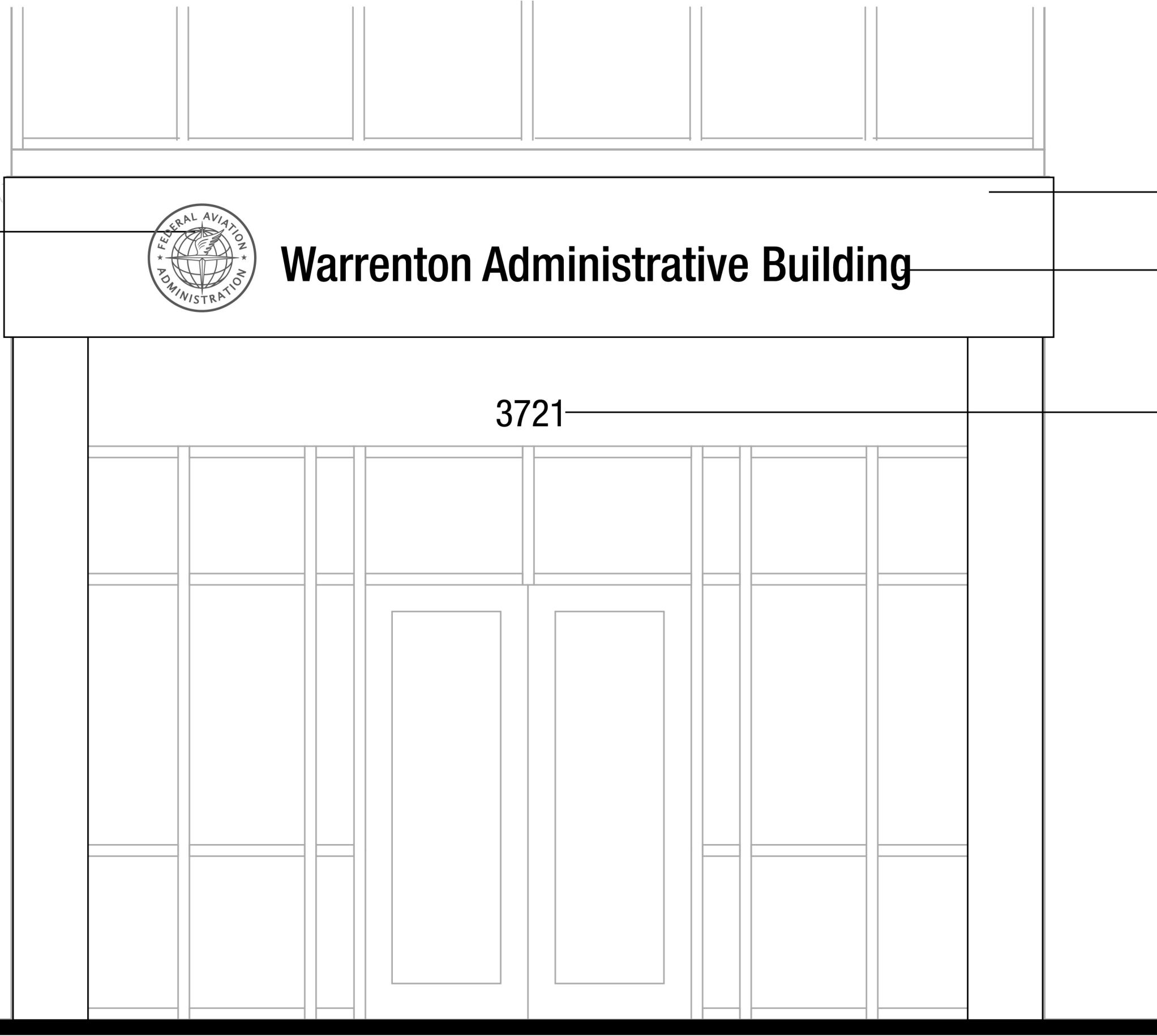
5

4

3

2

1



## SHEET NOTES

1. NEW STAINLESS STEEL FASCIA OVERLAY TO MATCH EXISTING FINISH. VERIFY EXISTING DIMENSIONS IN FIELD.
2. 1/4" THICK AND 24" DIA. ETCHED AND BLACK FILLED BRUSHED STAINLESS FAA SEAL.
3. 1/4" THICK AND 8" TALL CUT OUT BRUSHED ALUMINUM LETTERS WITH BLACK ANODIZED FINISH PIN MOUNTED TO FASCIA.
4. 1/4" THICK AND 6" TALL CUT OUT BRUSHED ALUMINUM LETTERS WITH BLACK ANODIZED FINISH PIN MOUNTED TO FASCIA.
5. 18" DIA. REVERSE CUT OUT FROSTED VINYL SEAL APPLIED TO DOOR.
6. 3" TALL REVERSE CUT OUT FROSTED VINYL TEXT APPLIED TO DOOR.
7. 12" DIA. CUT OUT FROSTED VINYL SEAL APPLIED TO GLASS PANEL.
8. 1 1/2" TALL CUT OUT FROSTED VINYL TEXT APPLIED TO GLASS PANEL.

### C8 SIGN TYPE BE-1 (Building Front Entrance Sign)

A546

SCALE: 1/2" = 1'-0"



### A8 SIGN TYPE MS (Mission Statement Sign)

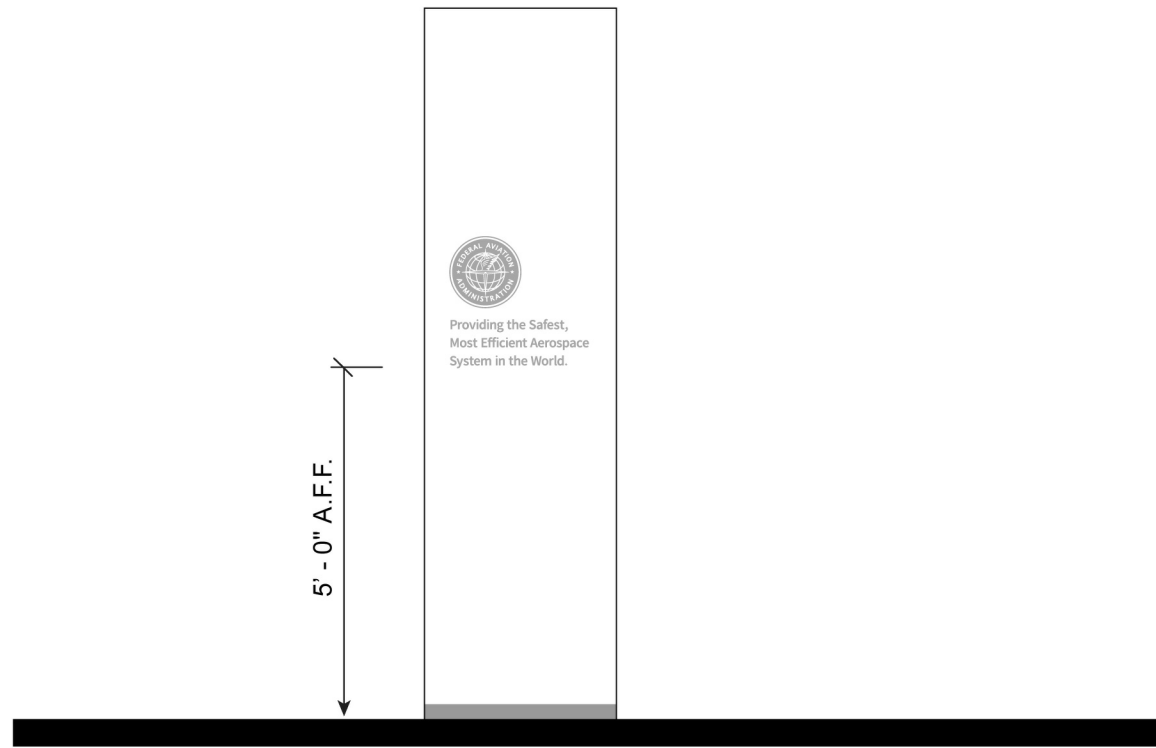
A546

SCALE: 3" = 1'-0"

### C5 SIGN TYPE BE-2 (Building Back Entrance Sign)

A546

SCALE: 1/2" = 1'-0"



### A5 SIGN TYPE MS Elevation

A546

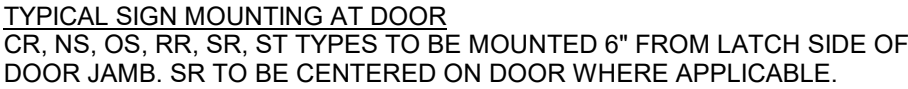
SCALE: 1/2" = 1'-0"

FOR OFFICIAL USE ONLY  
PUBLIC AVAILABILITY TO BE DETERMINED UNDER 5 USC 552

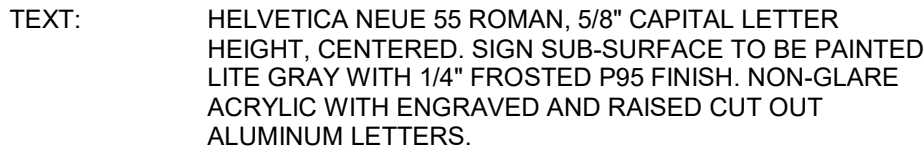
JACOBS 1100 N GLEBE RD. SUITE 500 ARLINGTON, VA 22201										
	REV.	APPROVED DATE	DESCRIPTION					JCN	REDLINE DATE	APVD
<div>JACOBS</div>	DEPARTMENT OF TRANSPORTATION FEDERAL AVIATION ADMINISTRATION EASTERN SERVICE AREA ATLANTA, GA WARRENTON ADMINISTRATIVE BUILDING SIGNAGE EXTERIOR ELEVATIONS WARRENTON DCCA ADM VA									
DCCA ADM WARRENTON, VA	REVIEWED BY		SUBMITTED BY					APPROVED BY		
			SUBMITTER'S TITLE					APPROVER'S TITLE		
			DESIGNED BY J. CHERUNDOLO		ISSUED BY ENGINEERING SERVICES TERMINAL		DATE 03/11/2022		JCN: 21001763	
			DRAWN BY J. CHERUNDOLO				DRAWING NO. DCCA - D - ADM - A547			
			CHECKED BY K. CHARBONEAU							



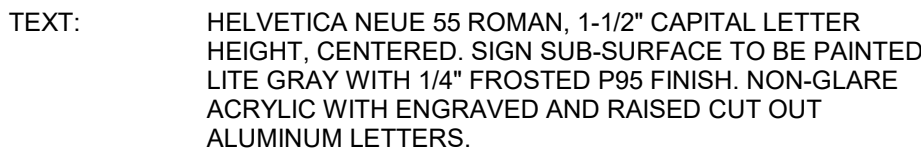
SIGNAGE SCHEDULE				
SIGN	ROOM NUMBER	ROOM NAME	SIGN TYPE	SIGN MESSAGE
104	104	ELEV MACH	SR	ELEVATOR MACHINE ROOM
105	105	FURNITURE STORAGE	SR	FURNITURE STORAGE
106	106	STORAGE	SR	STORAGE ROOM
122	122	WORK ROOM	SR	WORK ROOM
124	124	JC	SR	JANITOR'S CLOSET
125	125	BREAK OUT	SR	BREAKOUT
131	131	SPRINKLER ROOM	SR	SPRINKLER ROOM
132	132	ELEC/TEL	SR	ELEC/TEL
133	133	RECEIVING/MAIL ROOM	SR	MAIL ROOM
134	134	STORAGE	SR	STORAGE
140	140	OFFICE	OS	OFFICE/TBD
141	141	FURNITURE STORAGE	SR	FURNITURE STORAGE
142	142	ELEC	SR	ELECTRICAL CLOSET
143	143	TELECOM	SR	TELECOM
144	144	CONFERENCE ROOM	CR	CONFERENCE ROOM
145	145	FOCUS	SR	FOCUS
151	151	CONFERENCE ROOM	CR	CONFERENCE ROOM
152	152	CONFERENCE ROOM	CR	CONFERENCE ROOM
153	153	CONFERENCE ROOM	CR	CONFERENCE ROOM
154	154	CONFERENCE ROOM	CR	CONFERENCE ROOM
155	155	MOTHER'S ROOM	SR	MOTHER'S ROOM
156	156	WOMEN'S TOILET	RR	WOMEN
157	157	MEN'S TOILET	RR	MEN
159	159	OFFICE	OS	OFFICE/TBD
160	160	OFFICE	OS	OFFICE/TBD
161	161	OFFICE	OS	OFFICE/TBD
162	162	OFFICE	OS	OFFICE/TBD
163	163	OFFICE	OS	OFFICE/TBD
164	164	OFFICE	OS	OFFICE/TBD
165	165	OFFICE	OS	OFFICE/TBD
166	166	OFFICE	OS	OFFICE/TBD
167	167	OFFICE	OS	OFFICE/TBD
168	168	OFFICE	OS	OFFICE/TBD
169	169	OFFICE	OS	OFFICE/TBD
170	170	ELEC	SR	ELECTRICAL CLOSET
171	171	TELECOM	SR	TELECOM
172	172	OFFICE	OS	OFFICE/TBD
173	173	OFFICE	OS	OFFICE/TBD
200	200	CONFERENCE ROOM	CR	CONFERENCE ROOM
202	202	STORAGE	SR	STORAGE ROOM
203	203	CONFERENCE ROOM	CR	CONFERENCE ROOM
205	205	WOMEN'S TOILET	RR	WOMEN
206	206	MEN'S TOILET	RR	MEN
220	220	HUDDLE	SR	HUDDLE
221	221	ELEC	SR	ELECTRICAL CLOSET
223	223	LAN/IT ROOM	SR	LAN/IT ROOM
224	224	OFFICE	OS	OFFICE/TBD
225	225	OFFICE	OS	OFFICE/TBD
226	226	OFFICE	OS	OFFICE/TBD
227	227	OFFICE	OS	OFFICE/TBD
229	229	BREAKOUT	SR	BREAKOUT
231	231	STORAGE	SR	STORAGE ROOM
232	232	OFFICE	OS	OFFICE/TBD
233	233	OFFICE	OS	OFFICE/TBD
234	234	OFFICE	OS	OFFICE/TBD
235	235	OFFICE	OS	OFFICE/TBD
236	236	OFFICE	OS	OFFICE/TBD
237	237	OFFICE	OS	OFFICE/TBD
240	240	OFFICE	OS	OFFICE/TBD
241	241	OFFICE	OS	OFFICE/TBD
242	242	OFFICE	OS	OFFICE/TBD
243	243	OFFICE	OS	OFFICE/TBD
244	244	OFFICE	OS	OFFICE/TBD
245	245	OFFICE	OS	OFFICE/TBD
246	246	OFFICE	OS	OFFICE/TBD
247	247	OFFICE	OS	OFFICE/TBD
248	248	OFFICE	OS	OFFICE/TBD
250	250	ELEC	SR	ELECTRICAL CLOSET
251	251	TELECOM	SR	TELECOM
252	252	BREAKOUT	SR	BREAKOUT
EG-1	100A	CORRIDOR	EG	IN CASE OF FIRE, ELEVATORS ARE OUT OF SERVICE, USE EXIT STAIRS.
EG-2	200A	CORRIDOR	EG	IN CASE OF FIRE, ELEVATORS ARE OUT OF SERVICE, USE EXIT STAIRS.
EX-1	EXTERIOR	EXTERIOR	EX	STAIRWAY ACCESS TO ROOF
MS-1	102	VESTIBULE	MS	PROVIDING THE SAFEST, MOST EFFICIENT AEROSPACE SYSTEM IN THE WORLD
NS-1	102	VESTIBULE	NS	SMOKING IS PROHIBITED WITHIN 25 FEET OF BUILDING
NS-2	X-ST201	STAIR 2	NS	SMOKING IS PROHIBITED WITHIN 25 FEET OF BUILDING
NS-3	130	VESTIBULE	NS	SMOKING IS PROHIBITED WITHIN 25 FEET OF BUILDING
NS-4	X-ST101	STAIR 1	NS	SMOKING IS PROHIBITED WITHIN 25 FEET OF BUILDING
ST-1	X-ST101	STAIR 1	ST	STAIR 1
ST-2	X-ST201	STAIR 2	ST	STAIR 2
ST-3	X-ST103-ROOF	STAIR 1	ST	STAIR 1
ST-4	X-ST202	STAIR 2	ST	STAIR 2
WS-1	X-ST103	STAIR 1	WS	CAUTION - WATCH YOUR STEP
WS-2	X-ST103	STAIR 1	WS	CAUTION - WATCH YOUR STEP



A548  $1/2" = 1'-0"$



A548  $3'' = 1'-0''$



MOUNTED 5'-0" AFF TO BOTTOM OF SIGN.

PIN MOUNTED TO WALL 6" AWAY FROM DOOR JAM ON THE LATCH SIDE.

A548 3" = 1'-0"

- A. SIGNAGE LOCATIONS/PLACEMENT MUST MEET ABA REQUIREMENTS.
- B. ALL SIGNAGE MUST COMPLY WITH UFC 3-120-01 STANDARDS AND NFPA 101 REQUIREMENTS.
- C. ROOM NAMES AND NUMBERS SHOWN ON PLANS ARE FOR CONSTRUCTION PURPOSES, NOT NECESSARILY THE USER'S PREFERRED SYSTEM. COORDINATE ALL ROOM NUMBERS AND VERBIAGE FOR SIGNS WITH CONTRACTING OFFICER'S REPRESENTATIVE (COR) PRIOR TO FABRICATION.
- D. KNOWN SIGNAGE IS DOCUMENTED ON THESE DRAWINGS. VERIFY AND PROVIDE ANY ADDITIONAL REGULATORY SIGNAGE/GRAPHICS REQUIRED BY LOCAL CODE.
- E. MOUNT ALL LIKE-SIGNS AT THE SAME HEIGHT.
- F. PROVIDE 18" X 18" CLEAR FLOOR SPACE CENTERED IN FRONT OF ALL SIGNS WITH TACTILE LETTERS/NUMBERS.
- G. PROVIDE SNAP-IN SIGN MODULES OF INDICATED HEIGHT AND WIDTH WITH GRAPHICS AND FEATURES TO ACCOMMODATE LASER PRINTED MESSAGE CARDS.
- H. ALL PERMANENT WORKSTATIONS (WITH PANELS) MUST BE PROVIDED WITH A SIGN. SIGNS AT WORKSTATIONS MUST BE PROVIDED WITH CLIPS FOR EASY ATTACHMENT TO WORKSTATION PANELS. WORKSTATION SIGNS ARE NOT LOCATED ON PLANS. COORDINATE LOCATION AND VERBIAGE WITH CONTRACTING OFFICER.
- I. ENSURE THAT ALL SIGN INSERTS CAN BE EASILY REMOVED/REPLACED. CONSIDER INSTALLATION OF SIGNS IN TIGHT CORNERS AND ALCOVES/SIDELIGHTS TO ENSURE THAT SIGN INSERT IS ACCESSIBLE.

FOR OFFICIAL USE ONLY  
PUBLIC AVAILABILITY TO BE DETERMINED UNDER 5 USC 552

Scale: 1/2 INCH = 1 FOOT