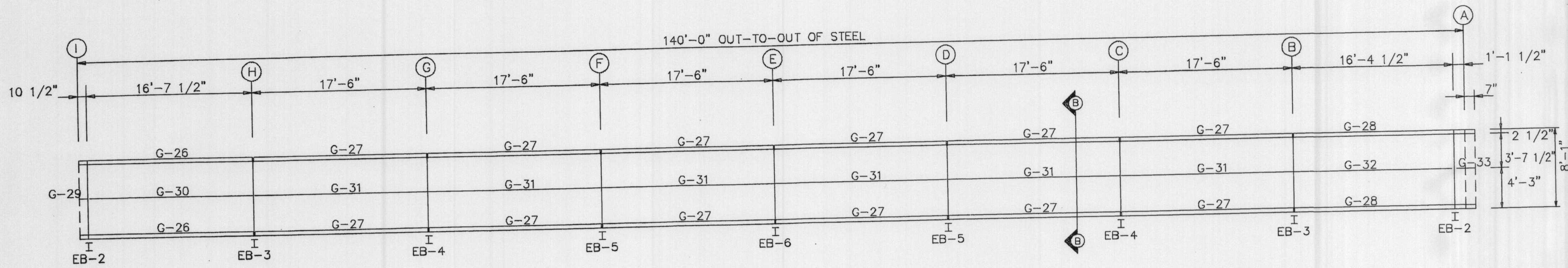
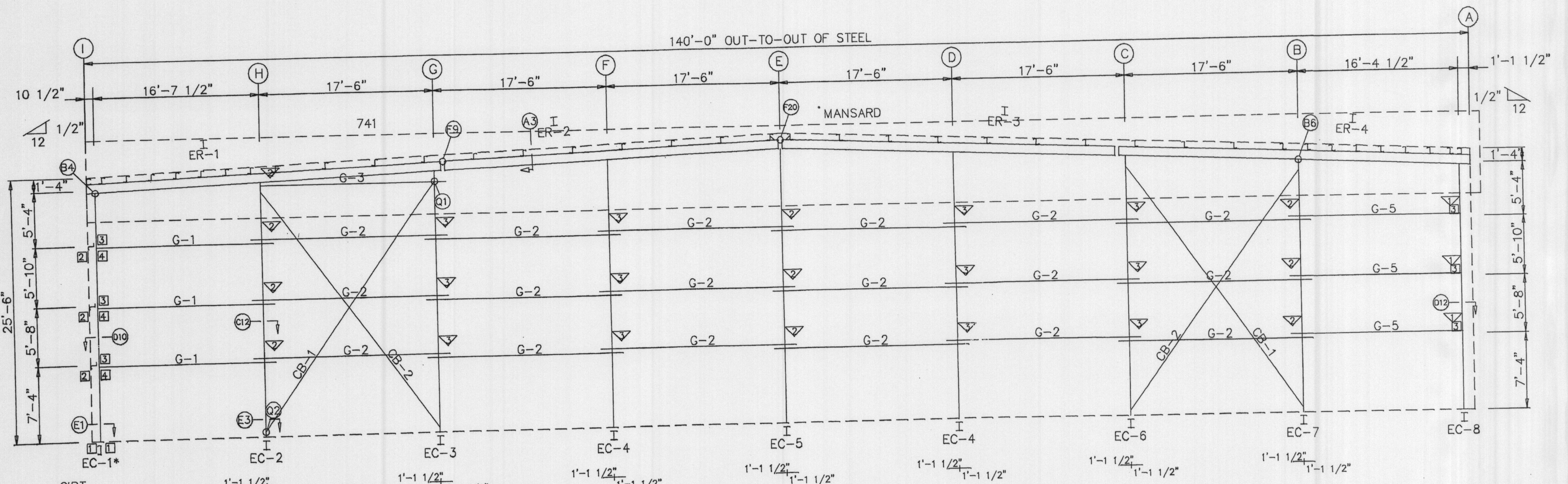


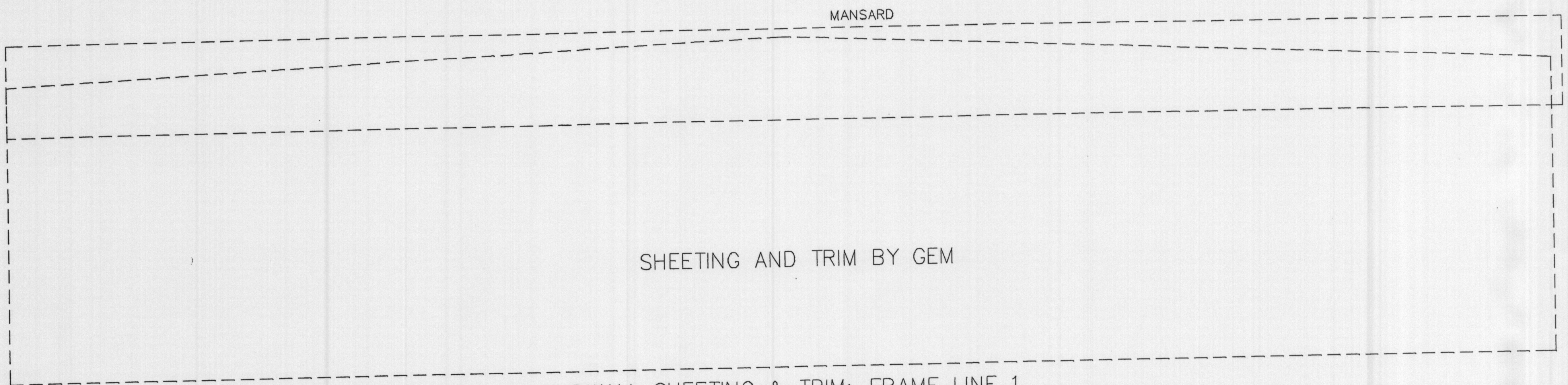
Attach 003



MANSARD FRAMING: FRAME LINE 1



ENDWALL FRAMING: FRAME LINE 1



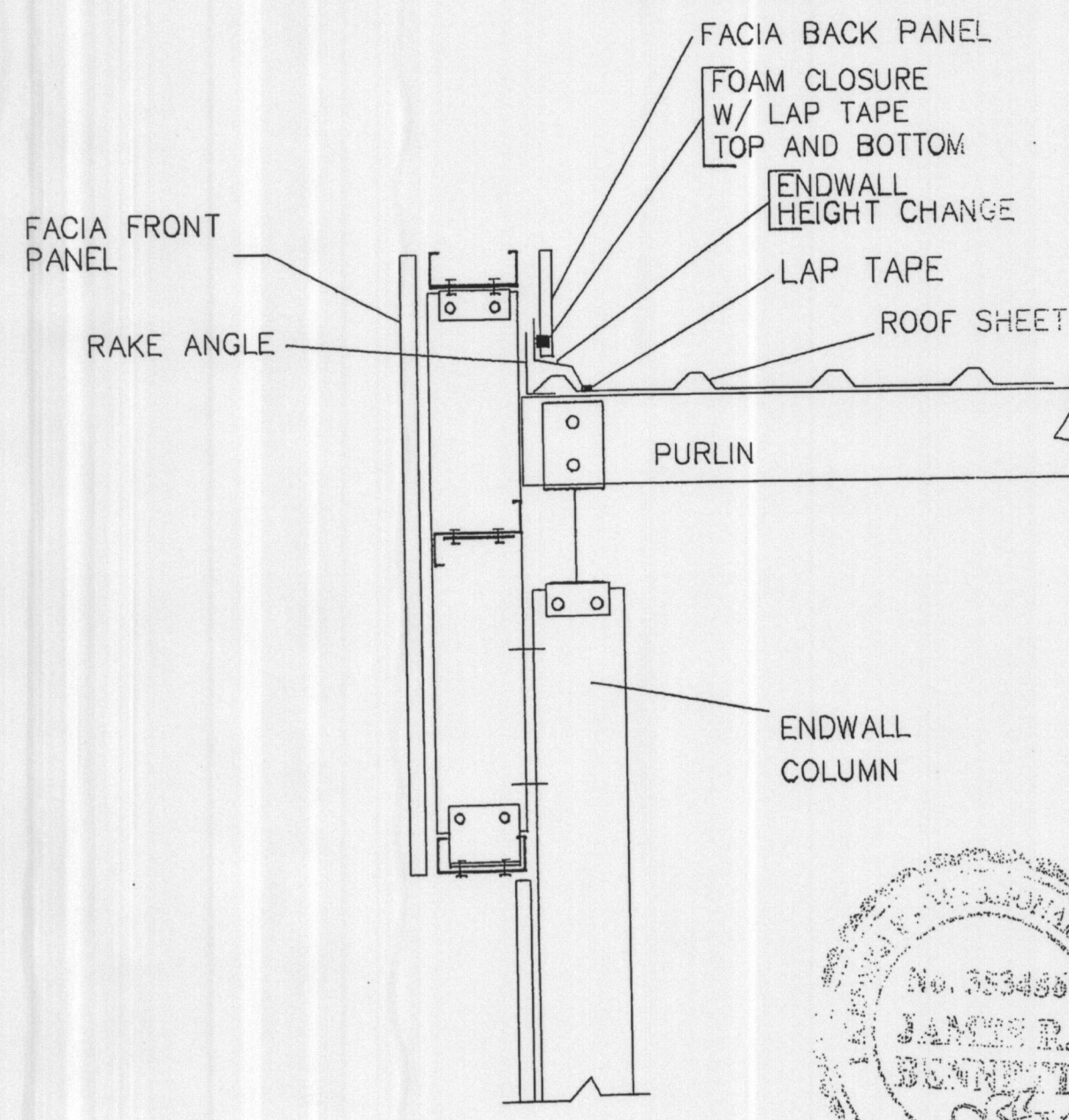
ENDWALL SHEETING & TRIM: FRAME LINE 1

BOLT TABLE				
FRAME LINE 1				
LOCATION	QUAN	TYPE	DIA	LENGTH
ER-1-ER-2	8	A325	1/2"	1 1/2"
ER-2-ER-3	8	A325	1/2"	1 1/2"
ER-3-ER-4	8	A325	1/2"	1 1/2"
Columns	4	A325	1/2"	1 1/4"
EXT. BEAMS	4	A325	1/2"	1 1/2"

MEMBER TABLE				
FRAME LINE 1				
QUAN	MARK	PART	LENGTH	
2	EB-2	08B12	7'-8"	
2	EB-3	08B12	7'-8"	
2	EB-4	08B12	7'-8"	
2	EB-5	08B12	7'-8"	
1	EB-6	08B12	7'-8"	
1	EC-1*	c825_16	24'-2 3/16"	
1	EC-2	10B13	24'-10 1/2"	
1	EC-3	12B14	25'-7 1/4"	
2	EC-4	12B14	26'-4"	
1	EC-5	10B14	27'-0 3/4"	
1	EC-6	12B14	25'-7 1/4"	
1	EC-7	10B13	24'-10 1/2"	
1	EC-8	08B12	24'-2 5/16"	
1	ER-1	08B12	35'-10 11/16"	
1	ER-2	08B12	34'-2 1/16"	
1	ER-3	08B12	34'-2"	
1	ER-4	08B12	35'-10 11/16"	
3	G-1	Z825_16	17'-9"	
18	G-2	Z825_16	19'-9"	
3	G-5	Z825_16	18'-7 1/2"	
2	G-26	C825_16	17'-5 3/4"	
12	G-27	C825_16	17'-5 1/2"	
2	G-28	C825_16	18'-0 3/4"	
1	G-29	Z825_16	6 3/4"	
1	G-30	Z825_16	16'-0"	
6	G-31	Z825_16	16'-10 1/2"	
1	G-32	Z825_16	15'-9"	
1	G-33	Z825_16	1'-4 3/4"	
2	CB-1	0.31_CBL	28'-9 1/2"	
2	CB-2	0.31_CBL	28'-2 1/2"	

FLANGE BRACE TABLE		
FRAME LINE 1		
VID	MARK	LENGTH
1	FB15.38	1'-3 3/8"
2	FB16.63	1'-4 5/8"
3	FB18.13	1'-6 1/8"

CONNECTION PLATES	
FRAME LINE 1	
ID	MARK/PART
1	PBC
2	GC8-8
3	GEB
4	ESP-N



DETAIL BB

HAFB FIGHTER GALLERY  
 ENDWALL FRAMING  
 DESIGN: JB DRAFT: BW CHECK:  
 DATE: 4/14/05  
 REVISION: NC



JOB NO. 504738  
 PROJECT AIRCRAFT WAREHOUSE  
 ADDRESS 7961 WARDLEIGH RD.  
 OGDEN, UT 84056  
 SHEET 7 OF 8

