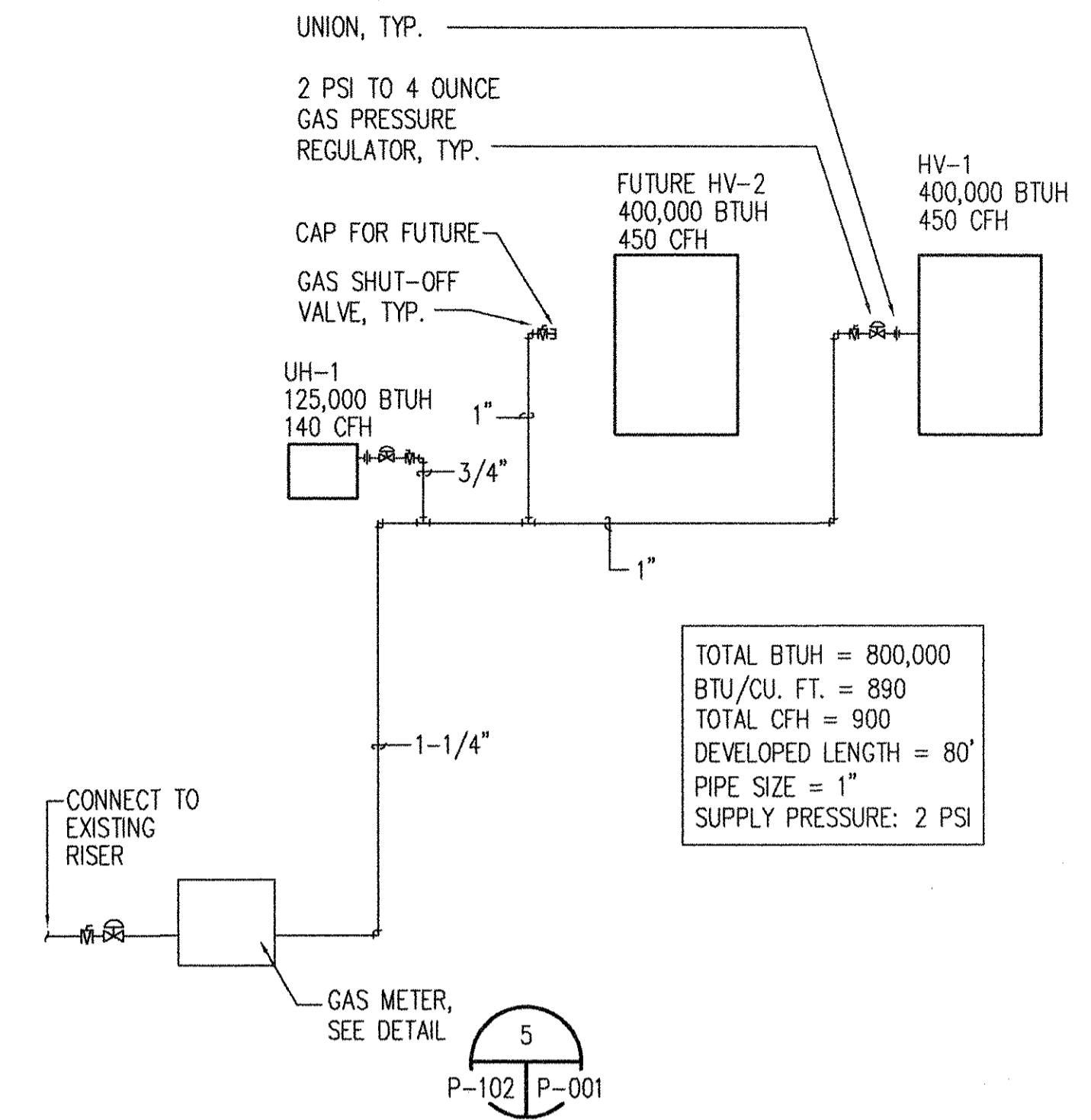


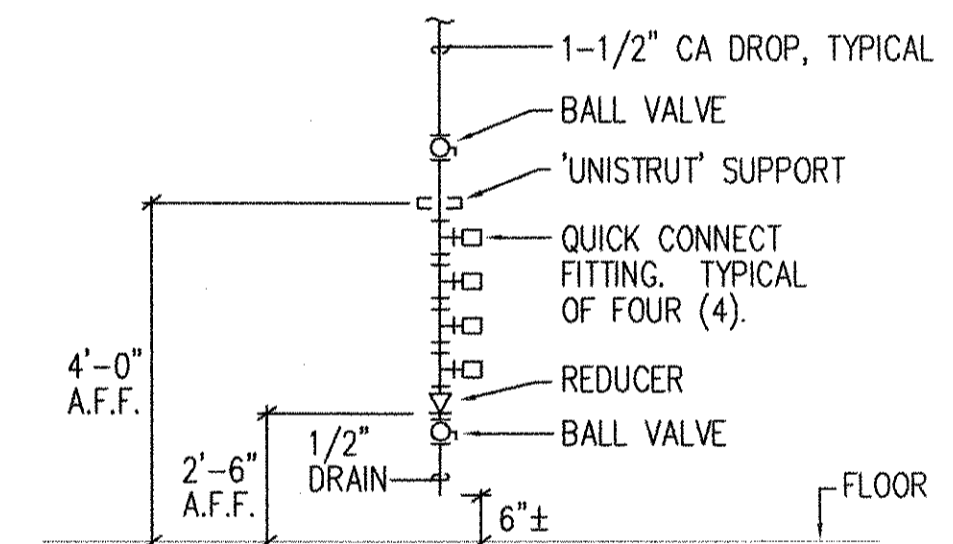
**SECOND FLOOR PLUMBING / FIRE PROTECTION PLAN**

SCALE: 1/8" = 1'-0"  
 10 5 0 10 20

NOTE: ITEMS IDENTIFIED WITH **002** SHALL BE PART OF BID LINE ITEM 002.



**GAS FLOW DIAGRAM**




**AIR OUTLET STATION DETAIL**

SCALE: NONE P-101, P-102 P-102

**DRAWING NOTES**

- ① ROUTING OF FIRE PROTECTION MAIN TO SERVE NEW BUILDING. INSTALL AS HIGH AS POSSIBLE. ROUTE NEW BRANCH PIPING NORTH AND SOUTH ALONG BOTTOM CHORD OF FLOOR JOISTS.



DATE	APPROVAL	DESCRIPTION

DESIGNED BY: R. KESLER	CHECKED BY: B. GARDNER
DRAWN BY: G. MINSON	PROJECT NUMBER: KRSM 052030
GOVERNMENT REFERENCE:	

DEPARTMENT OF THE AIR FORCE  
 OGDEN AIR LOGISTICS CENTER  
 775TH CIVIL ENGINEERING SQUADRON

CONSTRUCT 2 STORY ADDITION  
 EAST SIDE BUILDING 265  
 SECOND FLOOR  
 PLUMBING / FIRE PROTECTION PLAN

**P-102**

SHEET 42 OF 54