


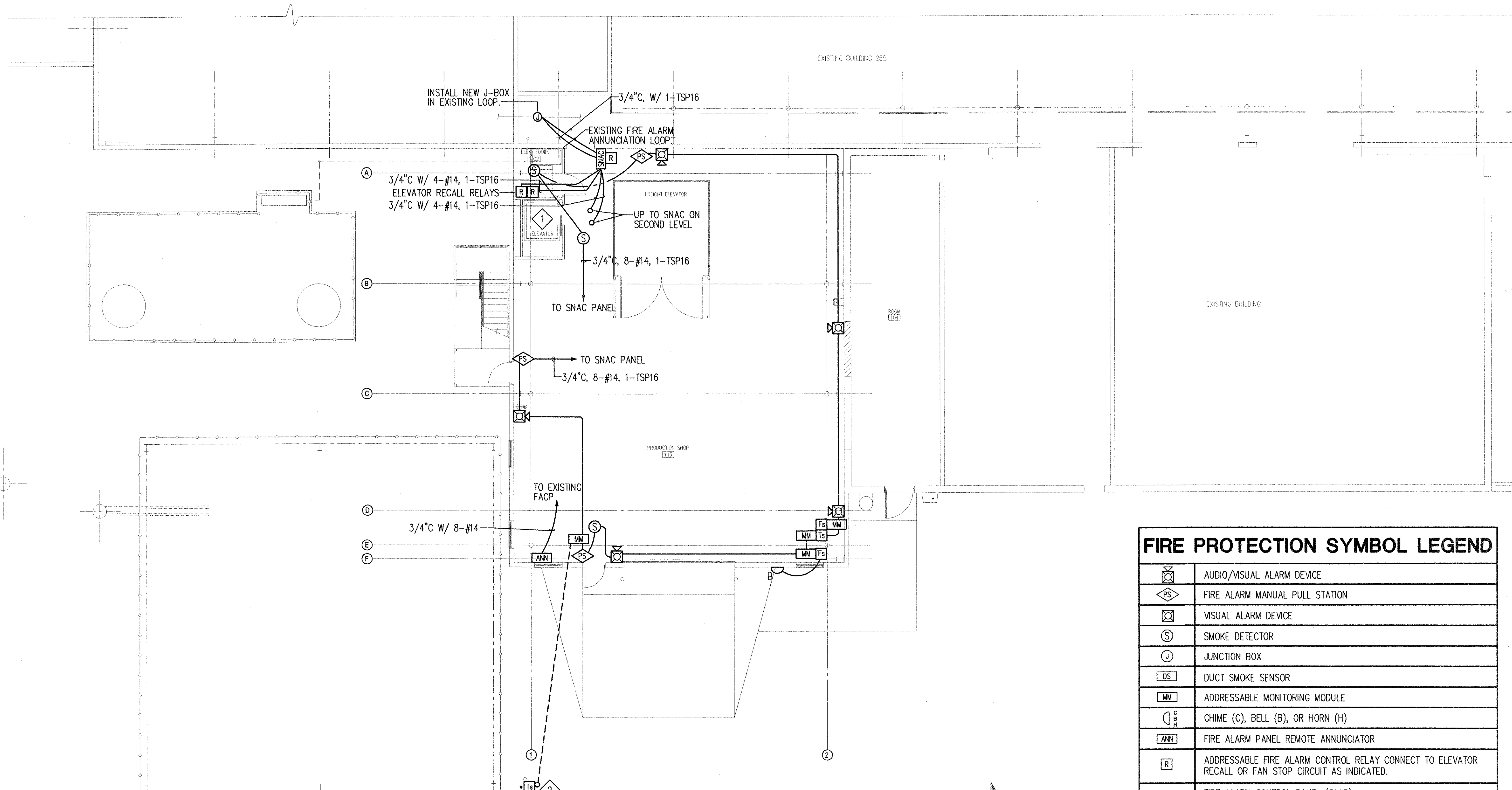
DATE	APPR MARK




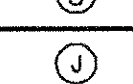







DESCRIPTION

DESIGNED BY: A. KILPATRICK	CHECKED BY: N. JOHNSON
DRAWN BY: A. HOWELL	PROJECT NUMBER: KFSM 052030
	GOVERNMENT REVIEWER: 
 HILL AIR FORCE BASE DEPARTMENT OF THE AIR FORCE OGDEN AIR LOGISTICS CENTER 775TH CIVIL ENGINEERING SQUADRON	

CONSTRUCT 2 STORY ADDITION  
 EAST SIDE BUILDING 265  
 FIRST FLOOR FIRE ALARM PLAN

E-105  
 SHEET 50 OF 54



FIRE PROTECTION SYMBOL LEGEND	
	AUDIO/VISUAL ALARM DEVICE
	FIRE ALARM MANUAL PULL STATION
	VISUAL ALARM DEVICE
	SMOKE DETECTOR
	JUNCTION BOX
	DUCT SMOKE SENSOR
	ADDRESSABLE MONITORING MODULE
	CHIME (C), BELL (B), OR HORN (H)
	FIRE ALARM PANEL REMOTE ANNUNCIATOR
	ADDRESSABLE FIRE ALARM CONTROL RELAY CONNECT TO ELEVATOR RECALL OR FAN STOP CIRCUIT AS INDICATED.
	FIRE ALARM CONTROL PANEL (FACP)
	SNAC HORN/STROBE POWER SUPPLY IN OVERSIZED CABINET
AC	DETECTOR ABOVE CEILING
ACL	LOW VOLTAGE ABOVE CEILING
UFL	LOW VOLTAGE UNDER FLOOR
UF	DETECTOR UNDER FLOOR
FX	FIRE EXTINGUISHER

**FIRST FLOOR FIRE ALARM PLAN**



**GENERAL NOTES**

- A. VERIFY FINAL MOUNTING HEIGHT OF ALL FIXTURES WITH CONTRACTING OFFICER AND BRIDGE CRANE INSTALLERS FOR CLEARANCES PRIOR TO INSTALLATION OF FIXTURES.
- B. ALL CONDUIT TO BE ROUTED IN SUCH FASHION AS TO NOT INTERFERE WITH NORMAL OPERATION OF BRIDGE CRANE.

**KEYED NOTES**

- ① FUTURE ELEVATOR RECALL BACK TO FIRST FLOOR WIRED TO SNAC. PROVIDE J-BOX FOR FUTURE CONNECTION.
- ② FIELD LOCATE AND COORDINATE WITH CONTRACTING OFFICER AND CIVIL FOR FINAL LOCATION.

